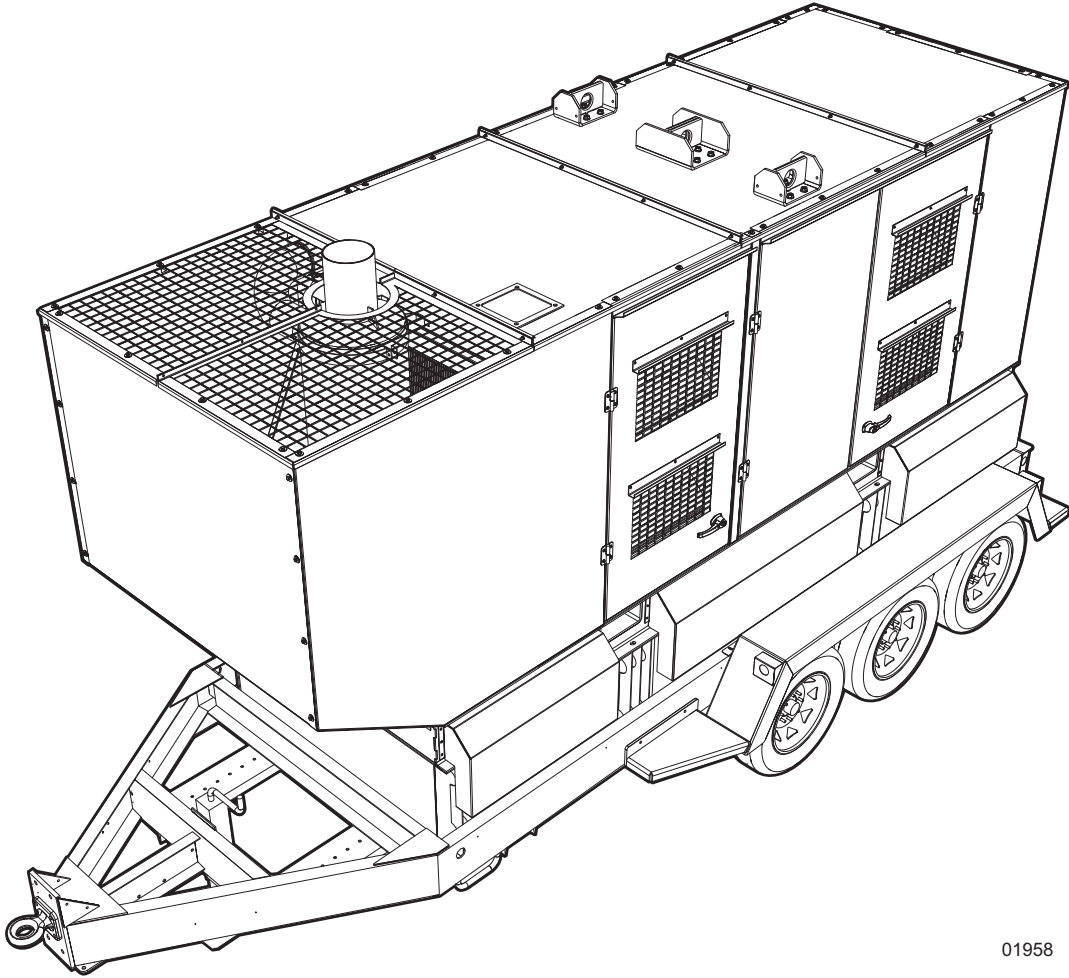


MMG625VT2

Diesel Generator Parts Manual



01958

MODEL NUMBER: _____

SERIAL NUMBER: _____

DATE PURCHASED: _____

SAVE THIS MANUAL FOR FUTURE REFERENCE

 **WARNING**

CANCER AND REPRODUCTIVE HARM

www.P65Warnings.ca.gov.

(000393a)

 **WARNING**

Breathing diesel engine exhaust exposes you to chemicals known to the State of California to cause cancer and birth defects or other reproductive harm.

- Always start and operate the engine in a well-ventilated area.
- If in an enclosed area, vent the exhaust to the outside.
- Do not modify or tamper with the exhaust system.
- Do not idle the engine except as necessary.

For more information go to

www.P65Warnings.ca.gov/diesel.

(000394)

Introduction

This parts manual was prepared based on the information available at the time of publication and is subject to change without notice. Generac Mobile Products reserves the right to change parts at any time. To check whether a revised parts manual is available, contact Generac Mobile Products.

DO NOT MODIFY or use this equipment for any application other than which it was designed for. To keep your equipment fully operational, it is suggested you maintain a stock of commonly used maintenance or service parts. A recommended spare parts list can be found in the back of this manual. To order service parts, please go to www.generacmobileproducts.com or call Generac Mobile Products.



WARNING

Consult Manual. Read and understand manual completely before using product. Failure to completely understand manual and product could result in death or serious injury. (000100a)

WARNING

Environmental Hazard. Always recycle batteries at an official recycling center in accordance with all local laws and regulations. Failure to do so could result in environmental damage, death or serious injury. (000228)

GENERAC MOBILE PRODUCTS LLC

215 Power Drive • Berlin, WI 54923 U.S.A.

Phone: 920-361-4442

FAX: 920-361-4416

Toll Free: 1-800-926-9768

www.generacmobileproducts.com

For technical or parts QUESTIONS, contact Generac Mobile Products Technical Service at 1-800-926-9768.

Engine Make: _____

Engine Serial Number: _____

Engine Model Number: _____

This Page Intentionally Left Blank

Table of Contents

Introduction	iii
Parts Manual Instructions	1
Unit Decal - Exterior	2
Unit Decals - Left Side Interior	4
Unit Decals - Right Side Interior	6
Unit Decals - Control Box	8
Enclosure Panels	10
Doors and Roof to Unit	12
Assembly - Double Duct Door - Right	14
Assembly - Double Duct Door - Left	16
Assembly - Double Duct Door - Engine	18
Assembly - Double Duct Door - Rear	20
Second Door Assembly - Left and Right	22
AC Box Door Assembly	24
Roof Assembly	26
Front Enclosure Assembly	28
Door Frames to Unit	30
Corner and Side Panels to Unit	32
Right Rear Corner Panel Assembly	34
Right Middle Panel Assembly	36
Lug Box Assembly - Dedicated	38
Lug Box Assembly - Reconnect (If Equipped)	40
Main Breaker Assembly	42
Control Door Assembly	44
Control Box Assembly	46
Receptacle Panel Assembly	48
Lift Structure to Skid Assembly	50
Exhaust System Assembly	52
Cooling System Assembly	54
Cooling System Hoses	56
Engine and Generator to Skid	58
Engine Assembly	60
Generator Assembly (2 of 2)	62
Generator Assembly (1 of 2)	64
Skid Assembly	66
Fuel Tank Assembly	68
Trailer Assembly	70
Axle Assembly	72
Recommended Spare Parts - Engine and Service Kits	74
Recommended Spare Parts - Electrical and Trailer	76

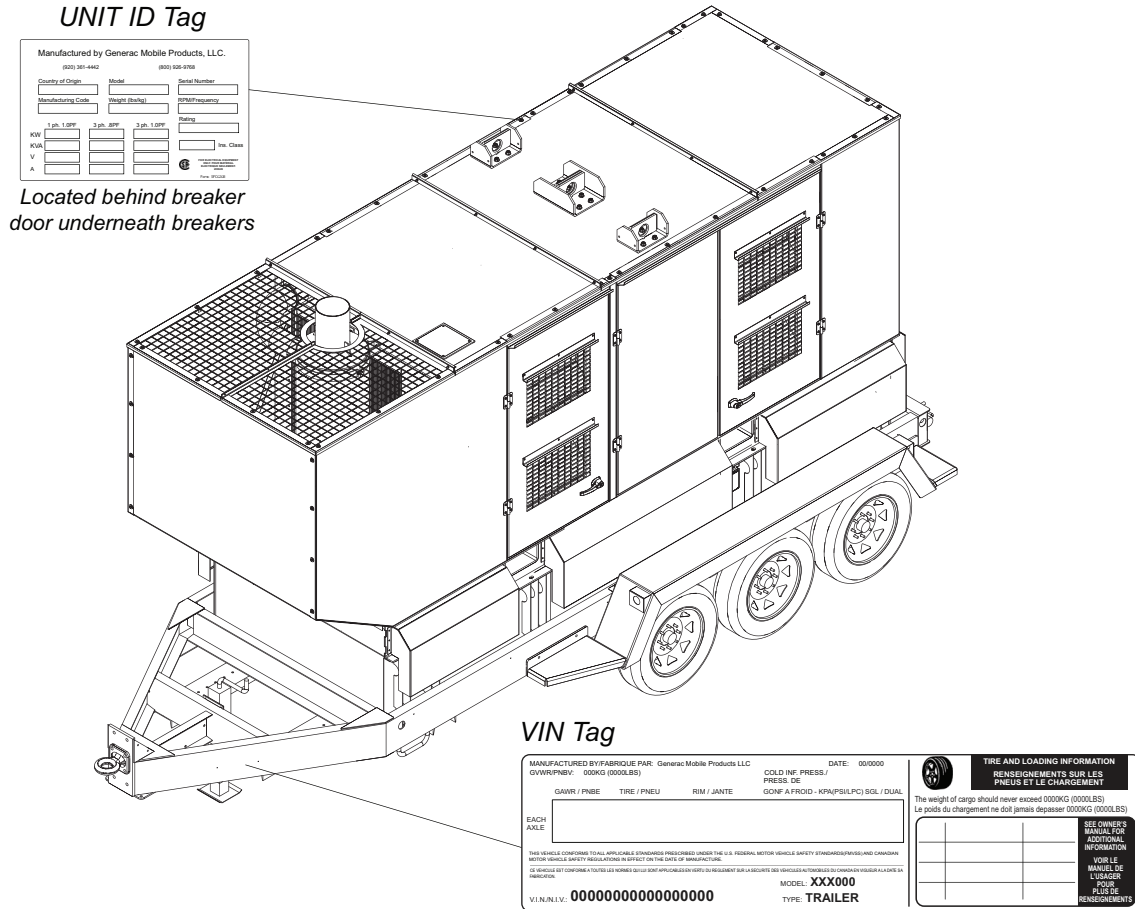
This Page Intentionally Left Blank

Parts Manual Instructions

Product illustrations are only representations. Products supplied may vary from the illustrations in this parts manual. Parts not shown in the illustration are indicated by a double dash (--) in the item column.

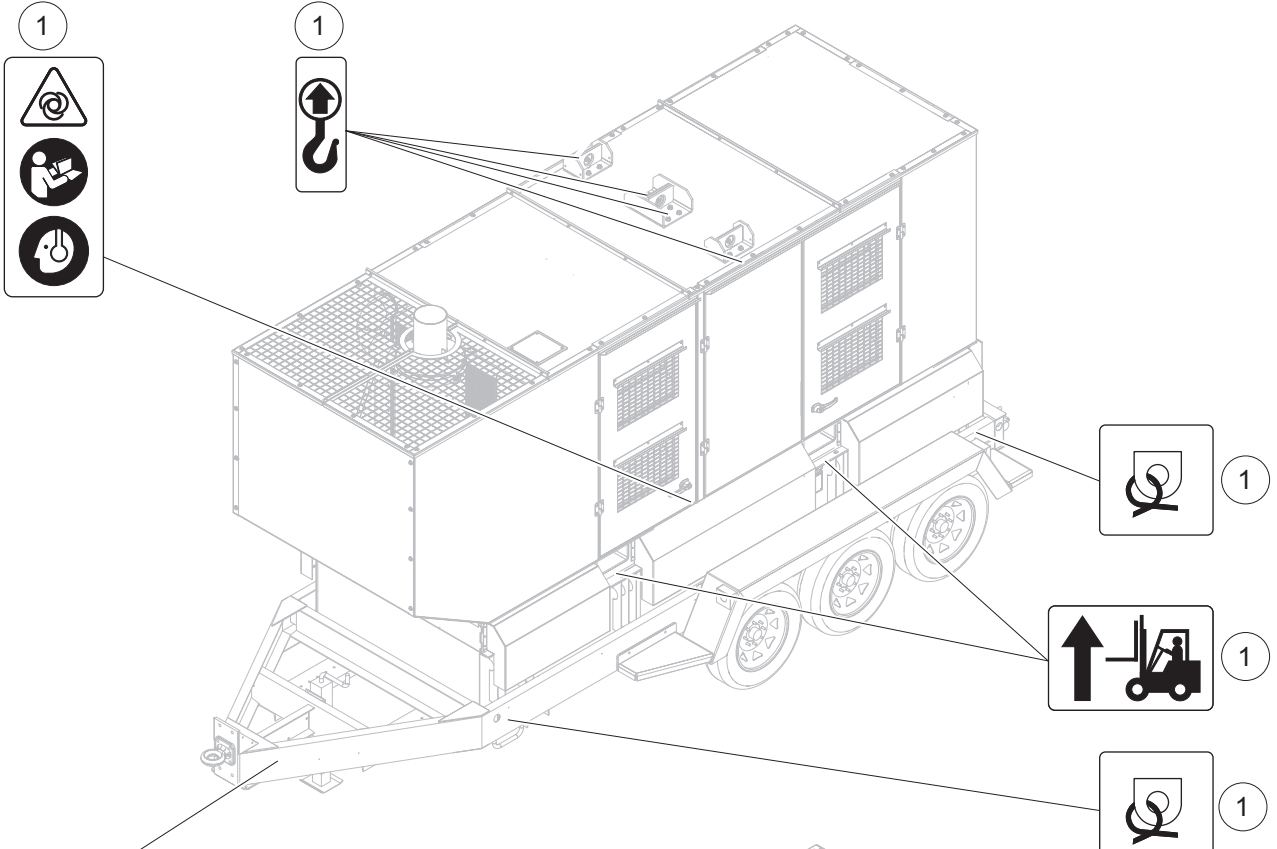
Please be prepared to provide the following information when ordering replacement parts: model number, serial number (on unit serial tag), part number, purchase order number (if applicable), shipping address, shipping method.

Refer to the illustration below to locate the unit ID tag and Vehicle Identification Number (VIN) tag on the unit. Important information, such as the unit serial number, model number, VIN and tire loading information are found on these tags. Record the information from these tags so it is available if the tags are lost or damaged. When ordering parts or requesting assistance, you may be asked to provide this information.



01990

UNIT DECAL - EXTERIOR



TOWING INSTRUCTIONS	ABSCHLEPPANWEISUNGEN	INSTRUCCIONES PARA REMOLQUE	INSTRUCCIONES DE REMORQUAJE
<ol style="list-style-type: none"> Read operator's manual. Use only rated for trailer's gross vehicle weight rating. Securely attach trailer to tow vehicle. Always safely release spring or air system. Always disconnect trailer to vehicle. Check trailer lights. 	<ol style="list-style-type: none"> Beobachten Sie das Handb. des Fahrzeugführers. Benutzen Sie nur die für das Gesamtgewicht des Anhängers zugelassene Gesamtgewichtskapazität des Anhängers. Verbinden Sie den Anhänger sicher mit dem Zugschlupf. Immer sicher die Feder- oder Luftsysteme des Anhängers lösen. Immer sicher den Anhänger vom Fahrzeug trennen. Immer sicher die Anhängerscheinwerfer prüfen. 	<ol style="list-style-type: none"> Lea el manual del operador. Use un enganche adecuado para la capacidad de peso bruto del remolque y del vehículo. Segure el remolque al remolque al vehículo de manera segura. Siempre libere el sistema de resorte o de aire del remolque. Siempre asegure el vehículo la cadena de emergencia para evitar. Siempre los luces del remolque. 	<ol style="list-style-type: none"> Lire le manual de l'opérateur. Utiliser un attelage convenant au poids nominal du remorqueur. Assurer solidement le remorque au véhicule tracteur. Placer les chaînes de sécurité sur les remorque. Placer les chaînes de sécurité sur les remorque. Vérifier les feux de la remorque.

⚠ DANGER
⚠ GEFAHR
⚠ PELIGRO
⚠ DANGER
DIESEL

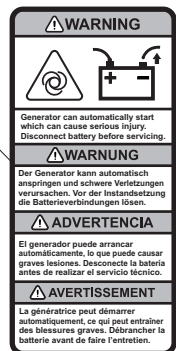
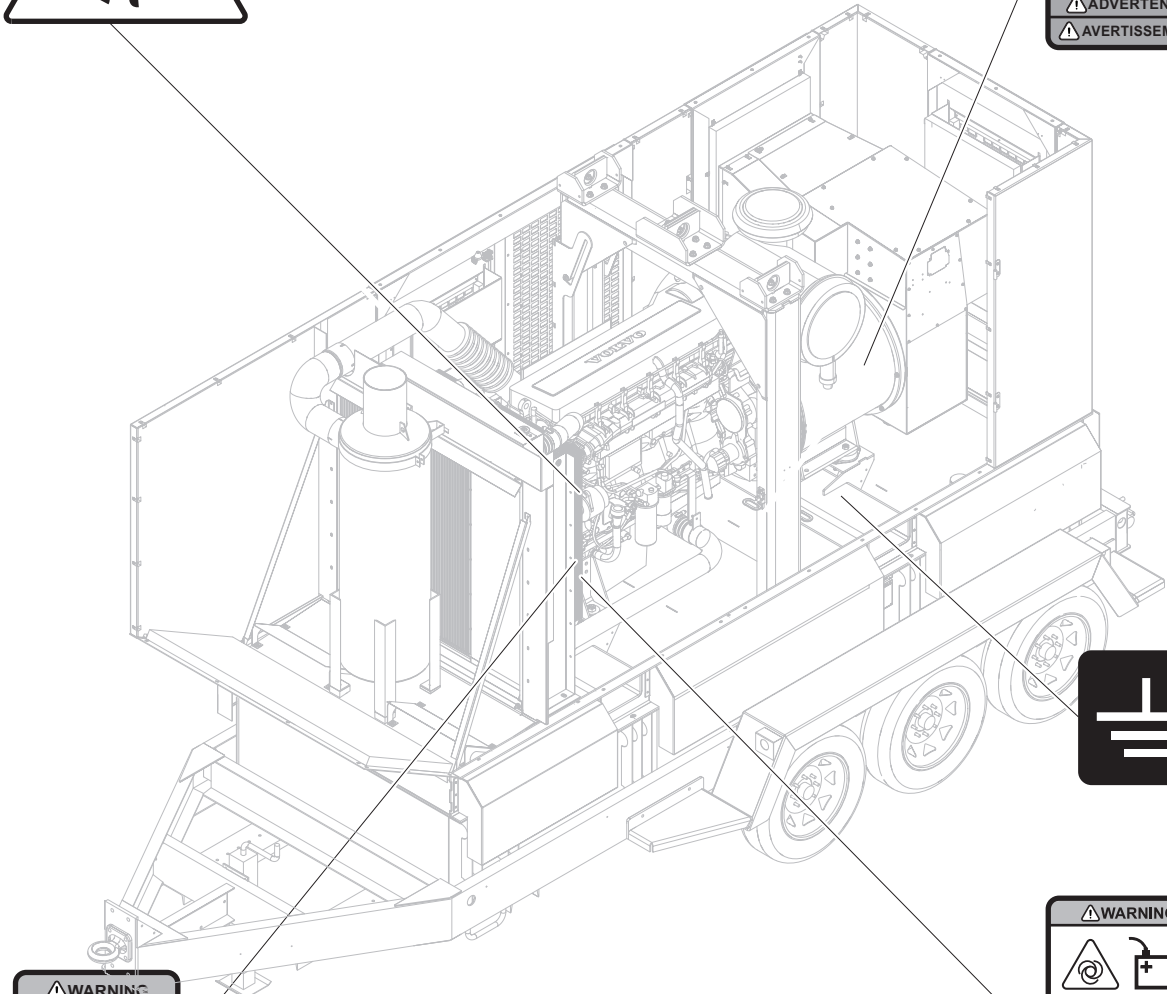
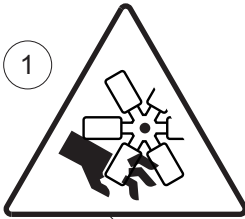
ULTRA LOW SULFUR FUEL ONLY
S≤15 mg/kg

01899

UNIT DECAL - EXTERIOR

Item	Part No.	Qty	Description	Notes
1	51370	1	Decals, safety - large generator	

UNIT DECALS - LEFT SIDE INTERIOR

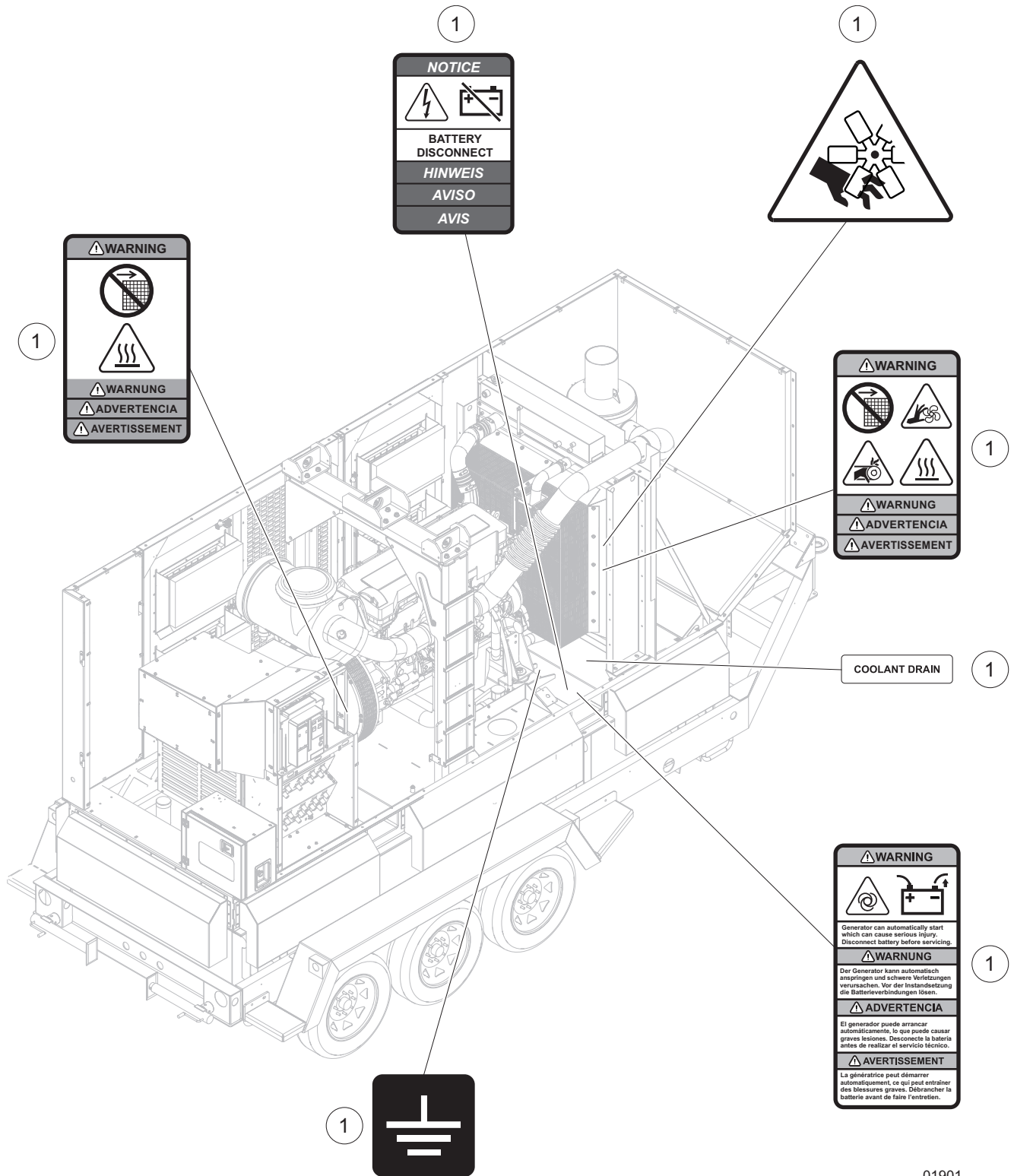


01900

UNIT DECALS - LEFT SIDE INTERIOR

Item	Part No.	Qty	Description	Notes
1	51370	1	Decals, safety - large generator	

UNIT DECALS - RIGHT SIDE INTERIOR



01901

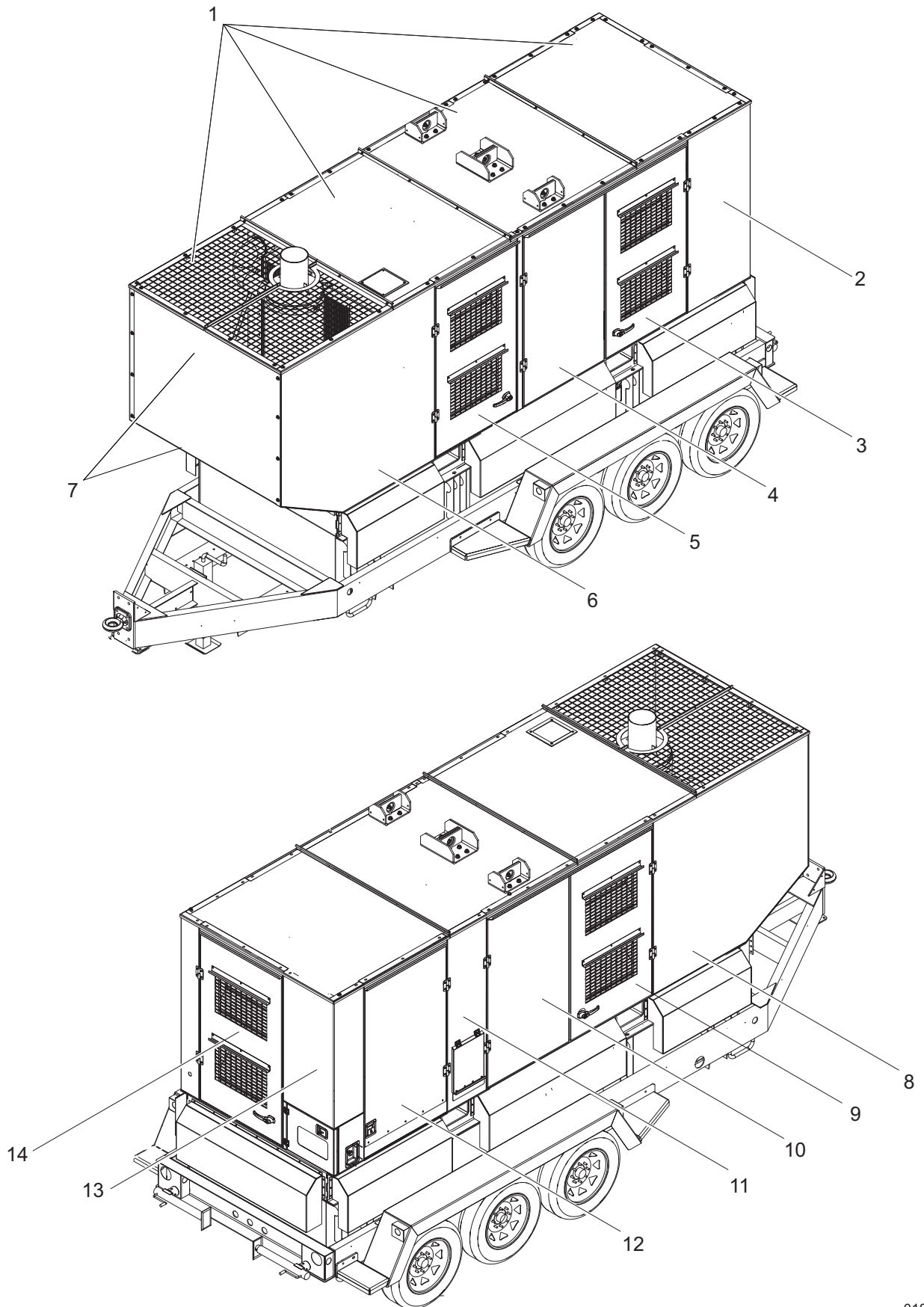
UNIT DECALS - RIGHT SIDE INTERIOR

Item	Part No.	Qty	Description	Notes
1	51370	1	Decals, safety - large generator	

UNIT DECALS - CONTROL BOX

Item	Part No.	Qty	Description	Notes
1	51370	1	Decals, safety - large generator	
2	51371	1	Decals, controls, large generator, - 7 position	

ENCLOSURE PANELS

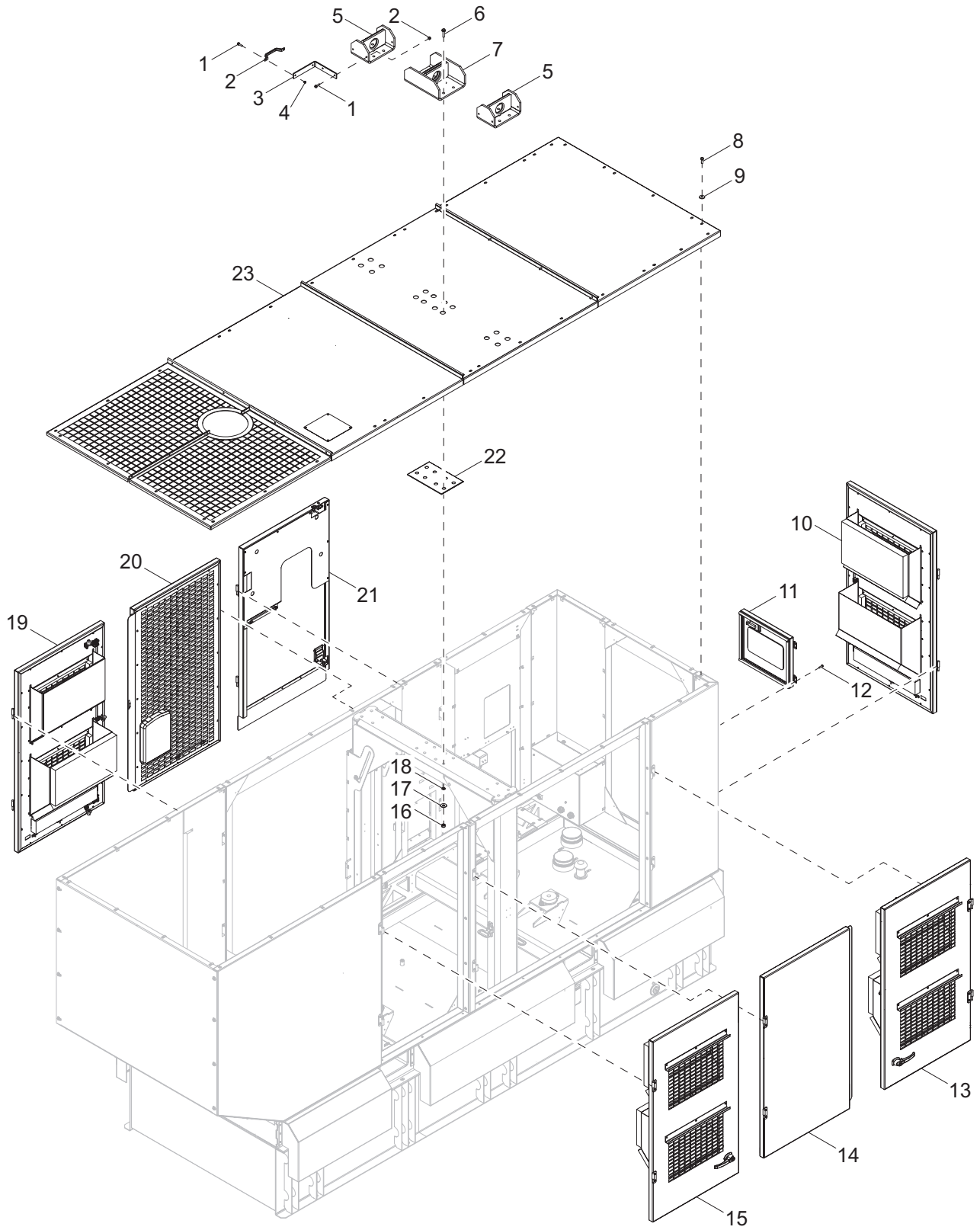


01898

ENCLOSURE PANELS

Item	Part No.	Qty	Description	Notes
1	10000043766	1	Roof assembly	Page 26
2	10000043812	1	Left rear corner assembly	Page 32
3	10000034708	1	Door - double duct - left	Page 16
4	10000034754	2	Second door assembly	Page 22
5	10000034737	1	Door - double duct - right	Page 14
6	10000043813	1	Left front panel assembly	Page 28
7	10000043833	1	Front panel assembly	Page 28
8	10000043843	1	Right front panel assembly	Page 28
9	10000034715	1	Door - double duct - engine	Page 18
10	10000034754	1	Second door assembly w/manual holder	Page 22
11	10000034786	1	Right side panel assembly	Page 36
12	10000043834	1	Control door assembly	Page 24
13	10000043767	1	Right rear corner panel assembly	Page 34
14	10000034689	1	Door - double duct - rear	Page 20

DOORS AND ROOF TO UNIT

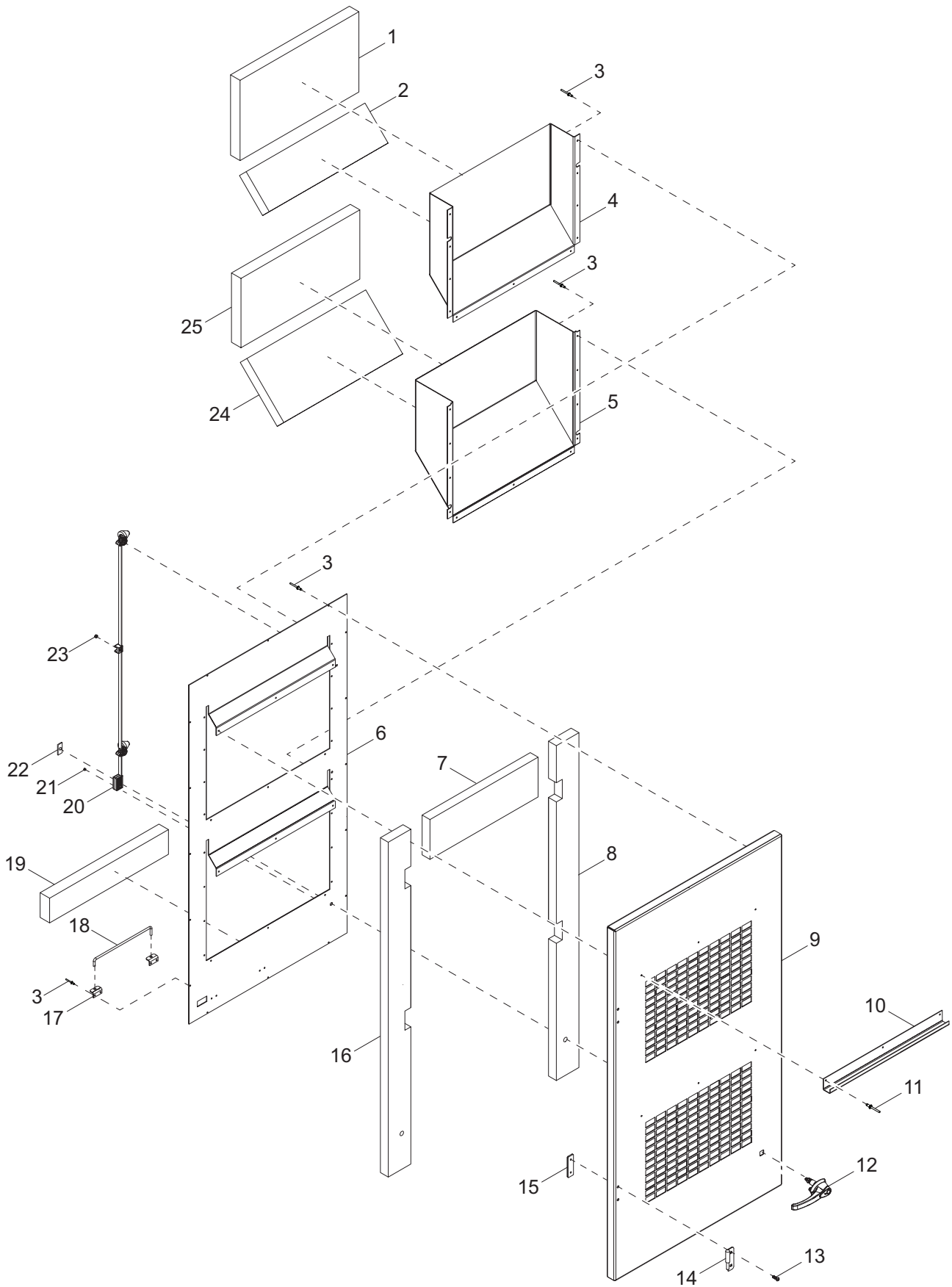


02036

DOORS AND ROOF TO UNIT

Item	Part No.	Qty	Description	Notes
1	60487	4	Screw, .375-16 x 1.50 serrated flange hex, G5	
2	26288	1	Handle, front hood access	
3	51723B	1	Bracket, lift eye handle	
4	60358	4	Nut, .375-16 nylon lock, G5	
5	51246B	2	Weldment, side lift eye	
6	51238	16	Screw, .625-11 x 2.50 flange hex, G8	
7	38410B	1	Weldment, lift eye	
8	60507	40	Screw, .312-18 x 1.0 hex, SS	
9	60452	40	Washer, .312 Flat 1.125.1.0, SS-bonded rubber	
10	10000034689	1	Assembly, double duct door - rear	
11	10000034675	1	Assembly, control door	
12	35290	4	Screw, 10-24 x 1.00, flat head Phillips, SS	
13	10000034708	1	Assembly, double duct door - left	
14	10000034754	2	Assembly, second door, road side	
15	10000034737	1	Assembly, double duct door - right	
16	60520	16	Nut, .625-11 hex, G8	
17	60194	16	Washer, M16 split lock	
18	60521	16	Washer, .625 flat - 1.743/.108	
19	10000034715	1	Assembly, double duct door - ceramic insulation	
20	10000034754	1	Assembly, second door w/manual holder	
21	10000034755	1	Assembly, AC box door	
22	51607B	1	Spacer, lift structure/sheet metal	
23	10000043766	1	Assembly, roof	

ASSEMBLY - DOUBLE DUCT DOOR - RIGHT

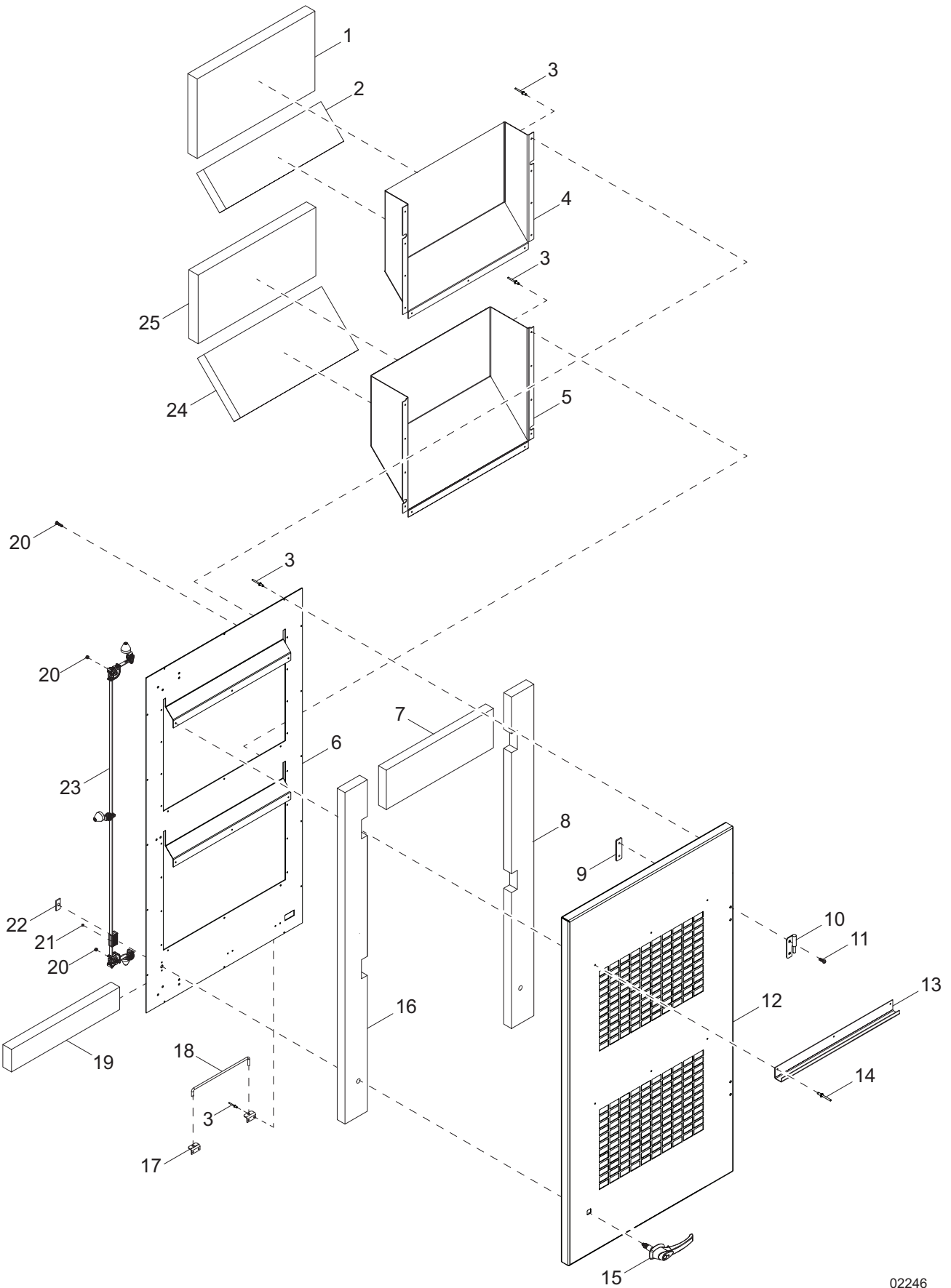


02245

ASSEMBLY - DOUBLE DUCT DOOR - RIGHT

Item	Part No.	Qty	Description	Notes
1	10000034669	1	Foam, top duct - top	
2	10000034744	1	Foam, top duct - bottom	
3	60268	42	Rivet, .188 x .126 to .250 grip, SS	
4	54789W	1	Duct, small short - door	
5	54779W	1	Duct, small - door	
6	54874B	1	Grating, door w double duct hole	
7	10000034761	1	Foam, double duct - top	
8	10000034716	1	Foam, double duct - left	
9	54778W	1	Panel, double duct door	
10	54698W	2	Guard, rain	
11	60641	6	Rivet, .188 x .375, SS	
12	54712	1	Handle	
13	63346	4	Screw, .312-18 x 1.0, SS	
14	18459B	2	Hinge, right (male)	
15	36672ZC	2	Plate, hinge back - threaded	
16	10000034756	1	Foam, double duct - right	
17	20916Z	2	Bracket, prop rod	
18	18900ZC	1	Rod, door prop	
19	10000034770	1	Foam, double duct - bottom	
20	54716	1	Mechanism, control	
21	60051	2	Nut, M4-.70 nylon lock, G8.8	
22	54987ZC	1	Spacer, M10 threaded	
23	60047	1	Nut, M6-1.00 nylon lock, G8.8	
24	10000034738	1	Foam, bottom duct - bottom	
25	10000034739	1	Foam, bottom duct - top	

ASSEMBLY - DOUBLE DUCT DOOR - LEFT

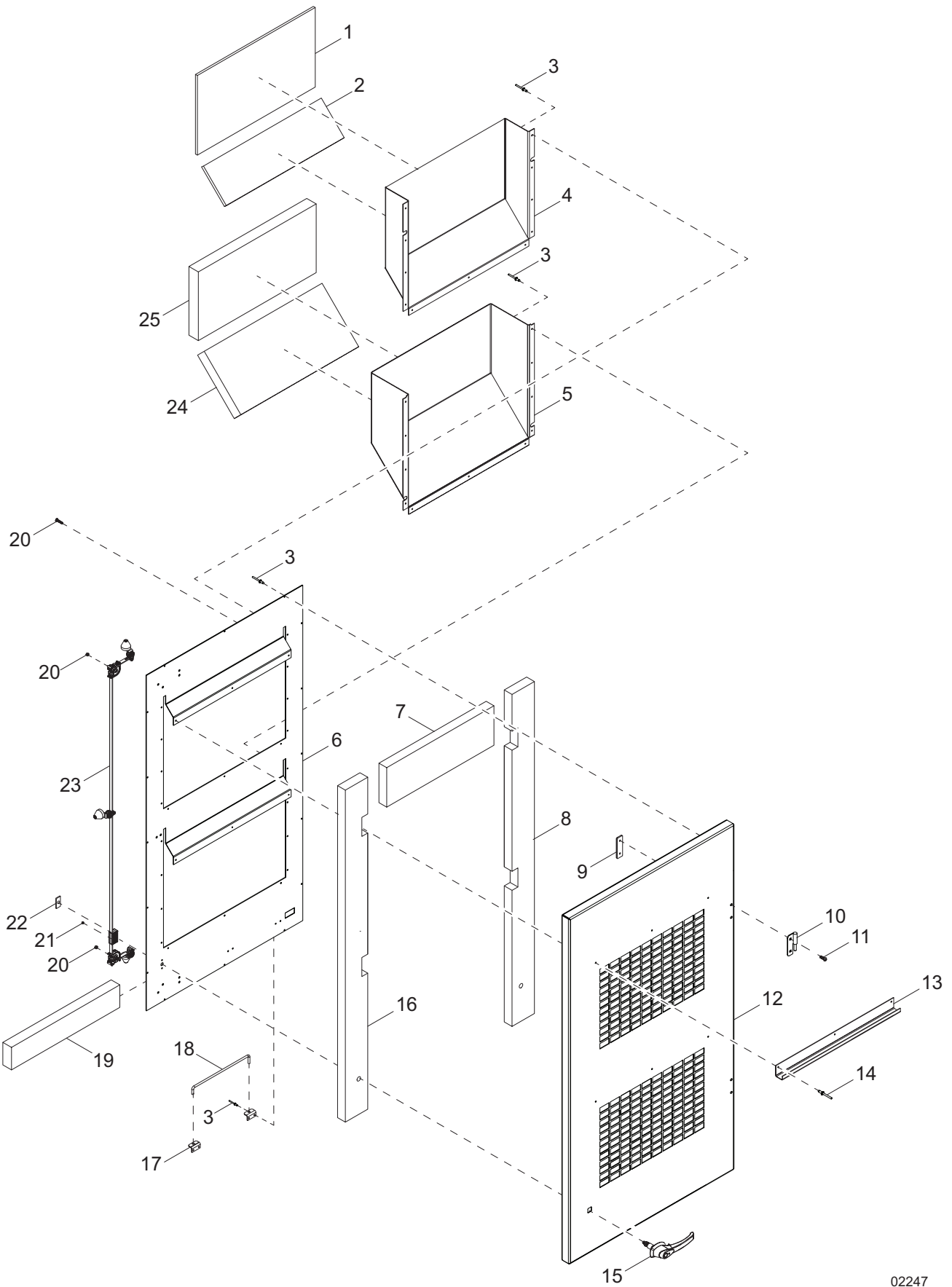


02246

ASSEMBLY - DOUBLE DUCT DOOR - LEFT

Item	Part No.	Qty	Description	Notes
1	10000034669	1	Foam, top duct - top	
2	10000034744	1	Foam, top duct - bottom	
3	60268	42	Rivet, .188 x .126 to .250 grip, SS	
4	54789W	1	Duct, small short - door	
5	54779W	1	Duct, small - door	
6	54875B	1	Grating, door w double duct hole	
7	10000034761	1	Foam, double duct - top	
8	10000034716	1	Foam, double duct - left	
9	36672ZC	2	Plate, hinge back - threaded	
10	18461B	2	Hinge, right (male)	
11	63346	4	Screw, .312-18 x 1.0, SS	
12	54782W	1	Panel, double duct door	
13	54698W	2	Guard, rain	
14	60641	6	Rivet, .188 x .375, SS	
15	54712	1	Handle	
16	10000034756	1	Foam, double duct - right	
17	20916Z	2	Bracket, prop rod	
18	18900ZC	1	Rod, door prop	
19	10000034770	1	Foam, double duct - bottom	
20	60047	2	Nut, M6-1.00 nylon lock, G8.8	
21	60051	2	Nut, M4-.70 nylon lock, G8.8	
22	54987ZC	1	Spacer, M10 threaded	
23	54716	1	Mechanism, latch control	
24	10000034738	1	Foam, bottom duct - bottom	
25	10000034739	1	Foam, bottom duct - top	

ASSEMBLY - DOUBLE DUCT DOOR - ENGINE

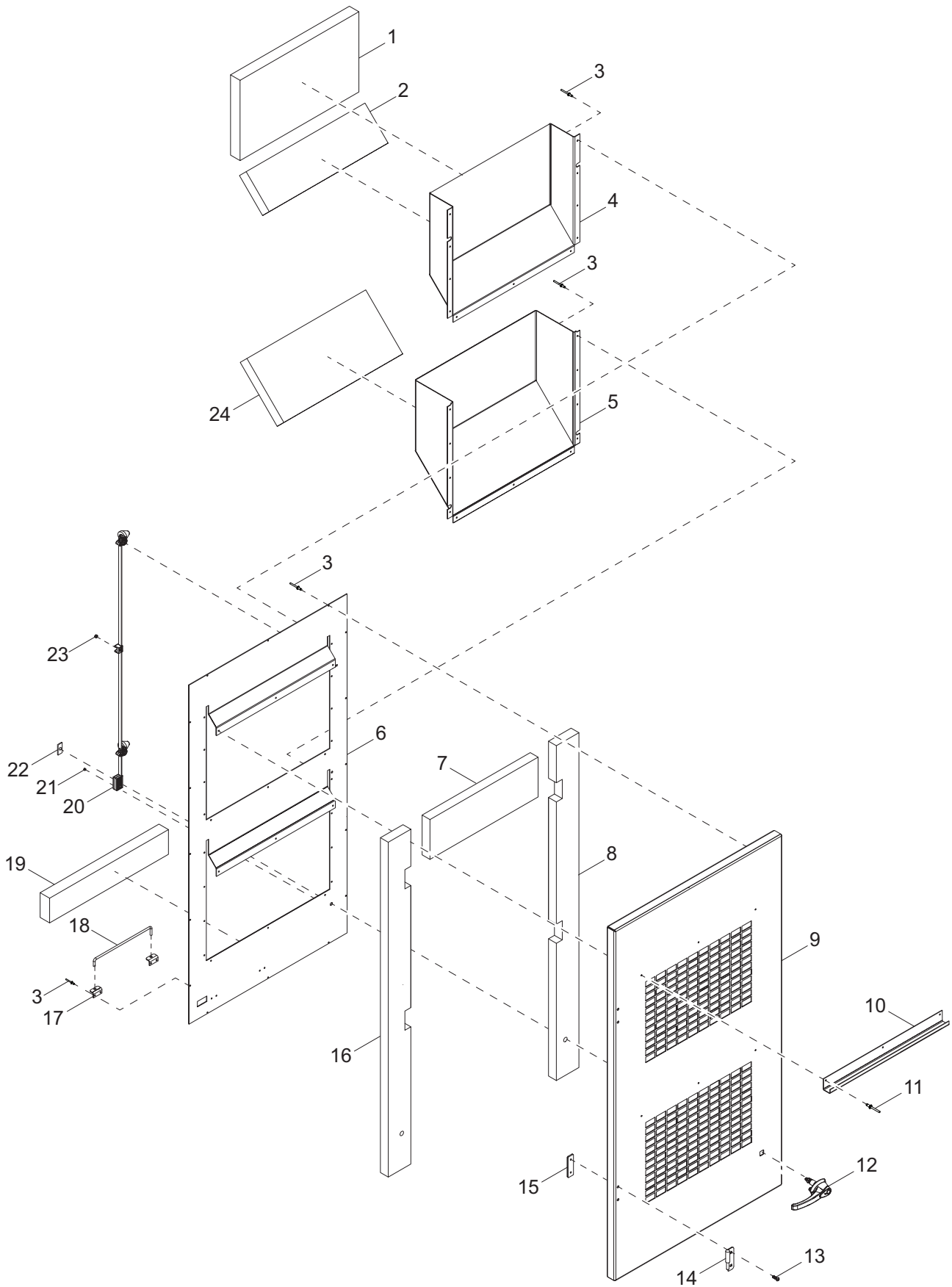


02247

ASSEMBLY - DOUBLE DUCT DOOR - ENGINE

Item	Part No.	Qty	Description	Notes
1	10000034745	1	Ceramic, top duct - top	
2	10000034717	1	Ceramic, top duct - bottom	
3	60268	42	Rivet, .188 x .126 to .250 grip, SS	
4	54789W	1	Duct, small short - door	
5	54779W	1	Duct, small - door	
6	54875B	1	Grating, door w double duct hole	
7	10000034761	1	Foam, double duct - top	
8	10000034716	1	Foam, double duct - left	
9	36672ZC	2	Plate, hinge back - threaded	
10	18461B	2	Hinge, right (male)	
11	63346	4	Screw, .312-18 x 1.0, SS	
12	54782W	1	Panel, double duct door	
13	54698W	2	Guard, rain	
14	60641	6	Rivet, .188 x .375, SS	
15	54712	1	Handle	
16	10000034756	1	Foam, double duct - right	
17	20916Z	2	Bracket, prop rod	
18	18900ZC	1	Rod, door prop	
19	10000034770	1	Foam, double duct - bottom	
20	60047	2	Nut, M6-1.00 nylon lock, G8.8	
21	60051	2	Nut, M4-.70 nylon lock, G8.8	
22	54987ZC	1	Spacer, M10 threaded	
23	54716	1	Mechanism, latch control	
24	10000034738	1	Foam, bottom duct - bottom	
25	10000034739	1	Foam, bottom duct - top	

ASSEMBLY - DOUBLE DUCT DOOR - REAR

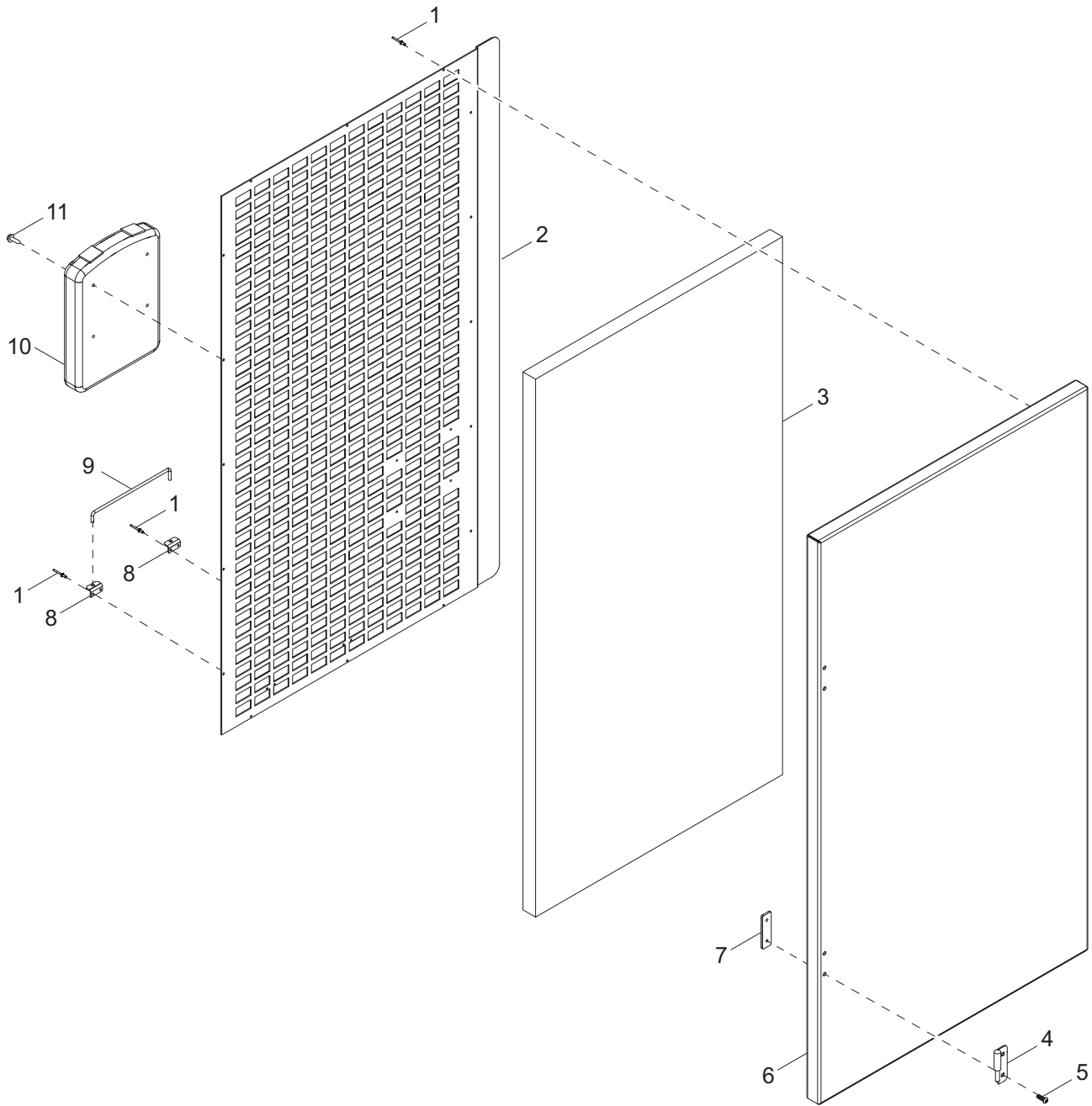


02248

ASSEMBLY - DOUBLE DUCT DOOR - REAR

Item	Part No.	Qty	Description	Notes
1	10000034669	1	Foam, top duct - top	
2	100000	1	Foam, top duct - bottom	
3	60268	42	Rivet, .188 x .126 to .250 grip, SS	
4	54789W	1	Duct, small short - door	
5	54779W	1	Duct, small - door	
6	54874B	1	Grating, door w double duct hole	
7	10000034761	1	Foam, double duct - top	
8	10000034716	1	Foam, double duct - left	
9	54778W	1	Panel, double duct door	
10	54698W	2	Guard, rain	
11	60641	6	Rivet, .188 x .375, SS	
12	54712	1	Handle	
13	63346	4	Screw, .312-18 x 1.0, SS	
14	18459B	2	Hinge, right (male)	
15	36672ZC	2	Plate, hinge back - threaded	
16	10000034756	1	Foam, double duct - right	
17	20916Z	2	Bracket, prop rod	
18	18900ZC	1	Rod, door prop	
19	10000034770	1	Foam, double duct - bottom	
20	54716	1	Mechanism, control	
21	60051	2	Nut, M4-.70 nylon lock, G8.8	
22	54987ZC	1	Spacer, M10 threaded	
23	60047	1	Nut, M6-1.00 nylon lock, G8.8	
24	10000034738	1	Foam, bottom duct - bottom	

SECOND DOOR ASSEMBLY - LEFT AND RIGHT

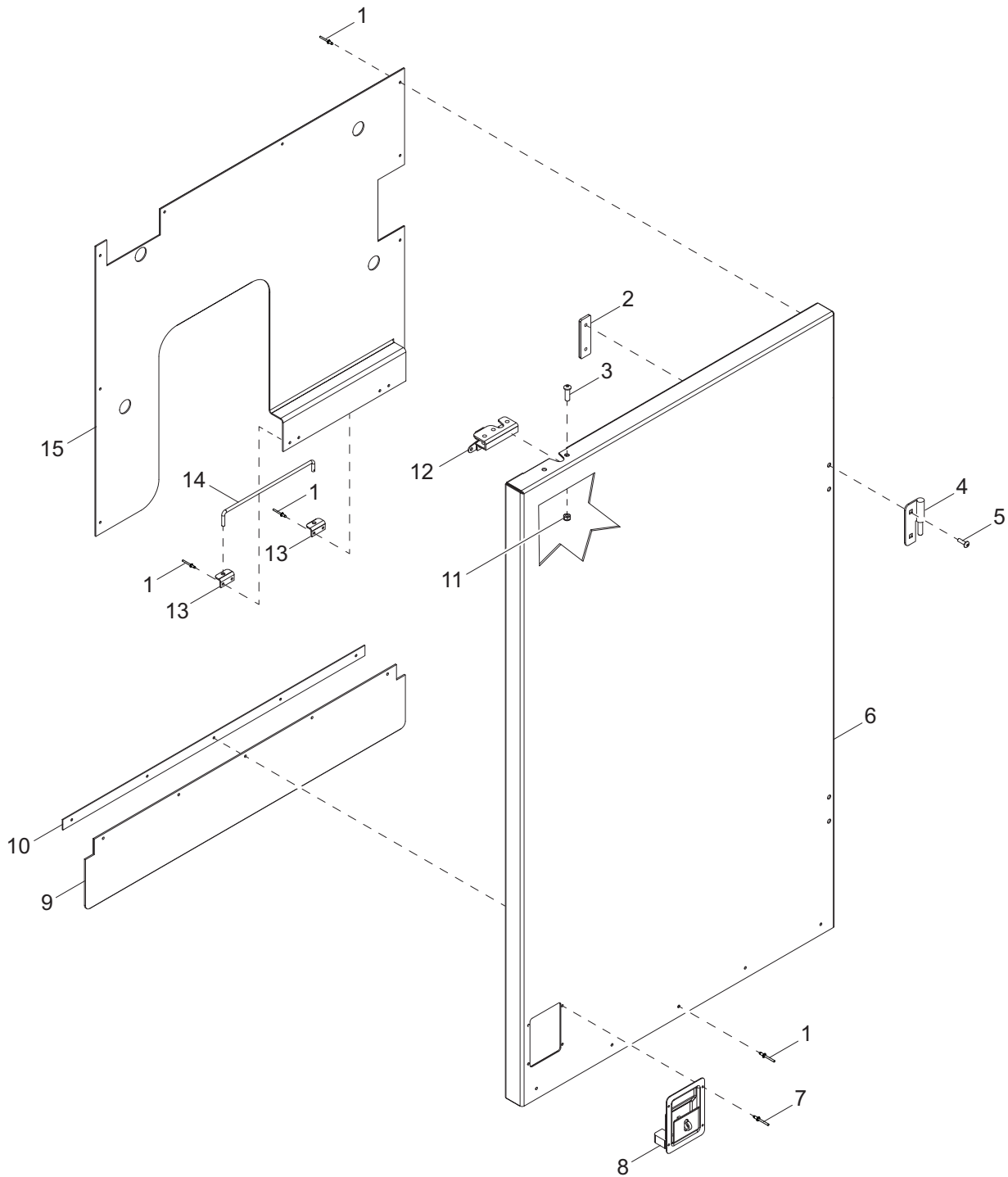


02249

SECOND DOOR ASSEMBLY - LEFT AND RIGHT

Item	Part No.	Qty	Description	Notes
1	60268	24	Rivet, .188 x .126 to .250 grip, SS	
2	54830B	1	Weldment, grate	
3	10000034790	1	Foam, front engine door	
4	18459B	2	Hinge, right (male)	
5	63346	4	Screw, .312-18 x 1.0, SS	
6	54647W	1	Panel, second door, roadside	
7	36672ZC	2	Plate, hinge back, threaded	
8	20196Z	2	Bracket, prop rod	
9	18900ZC	1	Rod, door prop	
10	24540	1	Holder, manual - plastic	LH only
11	55075	4	Screw, .250-20 x .750 self tap	LH only

AC BOX DOOR ASSEMBLY

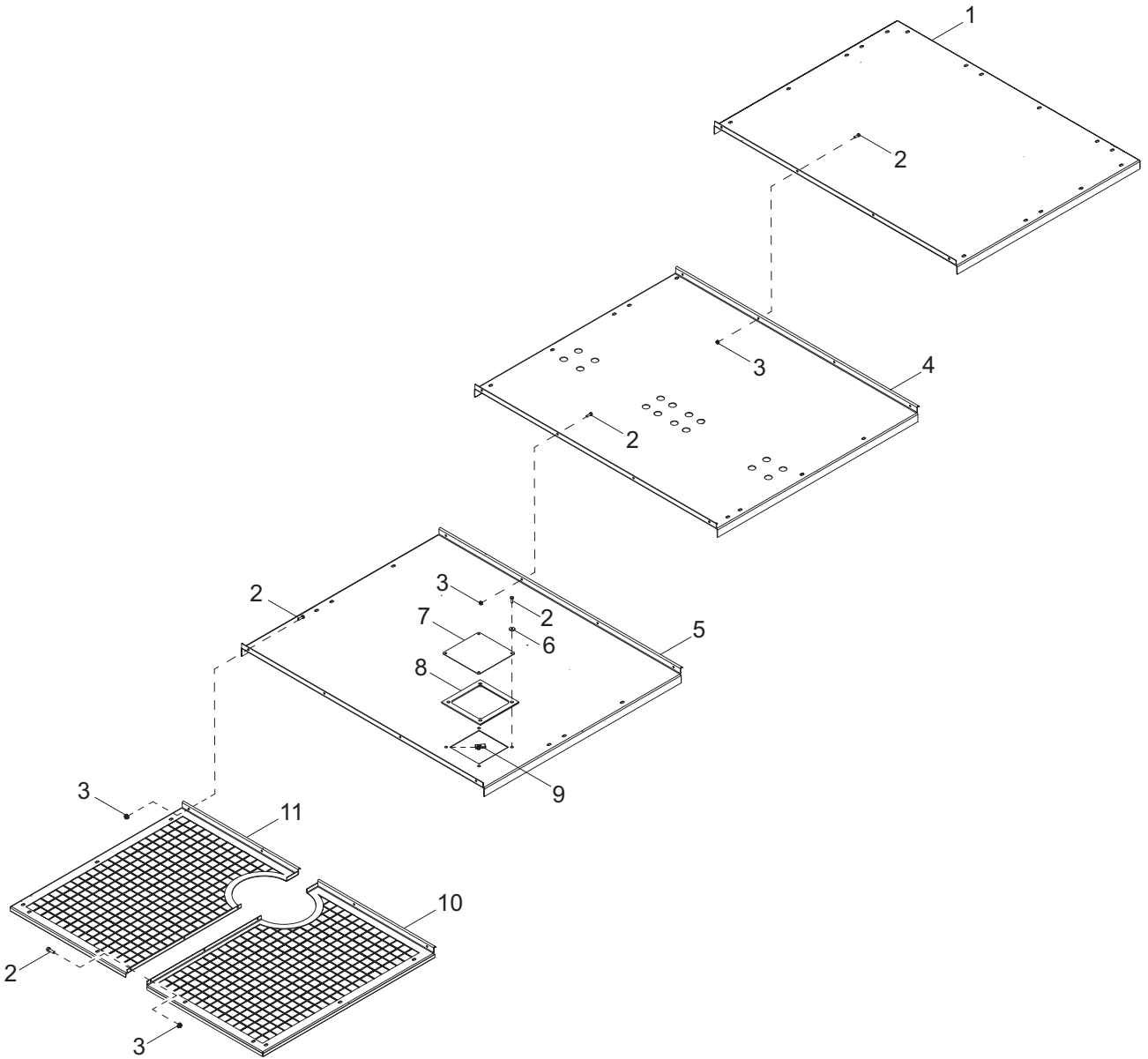


02250

AC BOX DOOR ASSEMBLY

Item	Part No.	Qty	Description	Notes
1	60268	18	Rivet, .188 x .126 to .250 grip, SS	
2	36672ZC	2	Plate, hinge back, threaded	
3	51691	2	Screw, .312-18 x 1.25 BHCS	
4	18461B	2	Hinge, left (male)	
5	63346	4	Screw, .312-18 x 1.0, SS	
6	54678W	1	Door, A/C power	
7	60268	4	Rivet, .188 x .126 to .250 grip, SS	
8	23641B	1	Latch, rotating element w/handle	
9	51235	1	Flap, control panel - rubber	
10	51734B	1	Bracket, control door	
11	60303	1	Nut, .312-18 nylon lock, G2	
12	23906	1	Latch, left remote	
13	20916Z	2	Bracket, prop rod	
14	18900ZC	1	Rod, door prop	
15	56366B	1	Panel, back - AC door	

ROOF ASSEMBLY

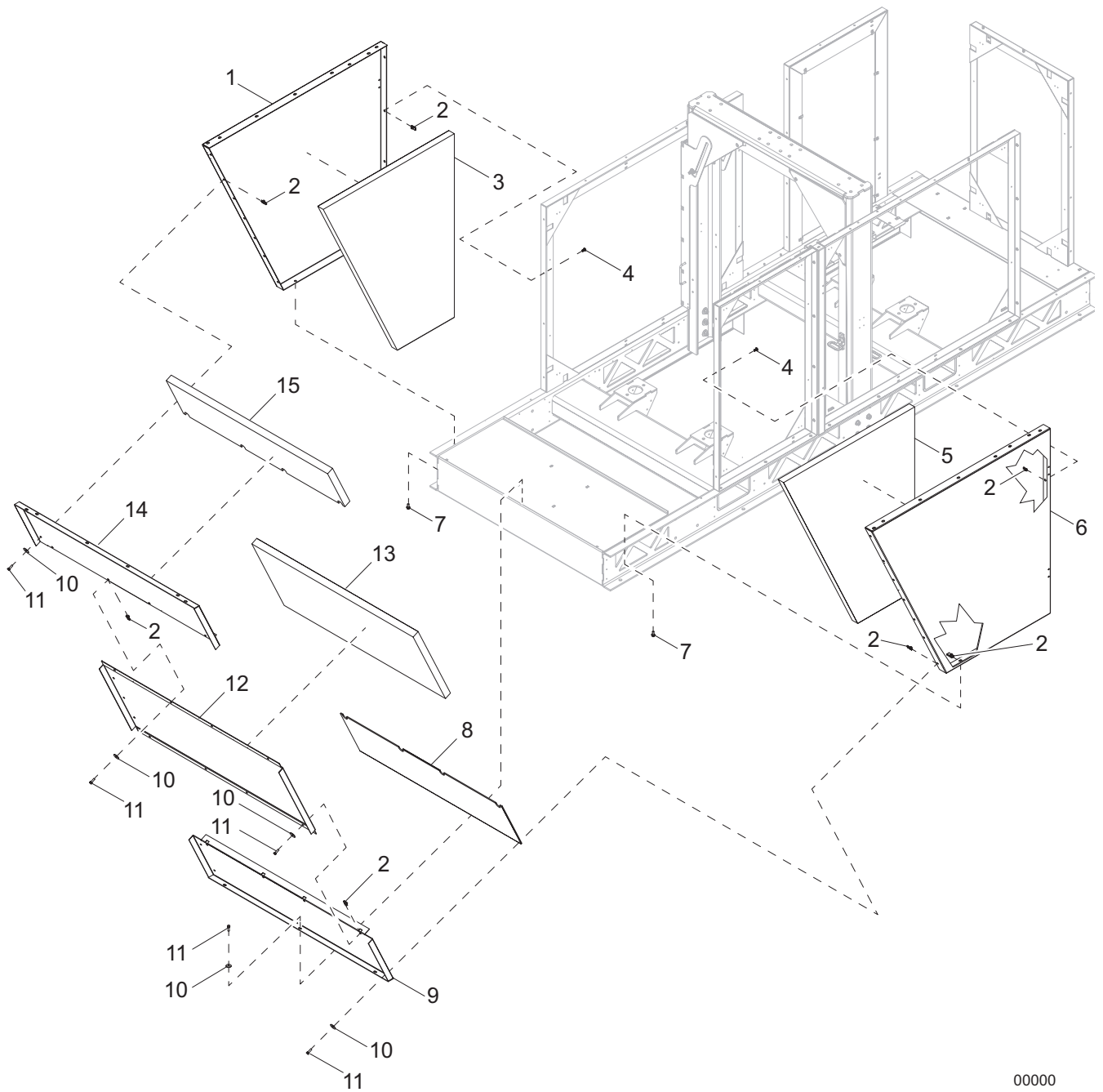


02251

ROOF ASSEMBLY

Item	Part No.	Qty	Description	Notes
1	54684W	1	Assembly, roof - rear	
2	60507	19	Screw, .312-18 x 1.0 hex, SS	
3	60095	15	Nut, .312-18 serrated flange	
4	54683W	1	Assembly, rear roof - middle	
5	54682W	1	Assembly, front roof - middle	
6	60452	4	Washer, .312 flat 1.125/1.00, SS bonded rubber	
7	25053W	1	Panel, access	
8	10000034748	1	Gasket, radiator fill cover	
9	60505	4	Nut, .312-18 u-clip - long type	
10	10000007593	1	Panel, roof exhaust - right	
11	10000007574	1	Panel, roof exhaust - left	

FRONT ENCLOSURE ASSEMBLY

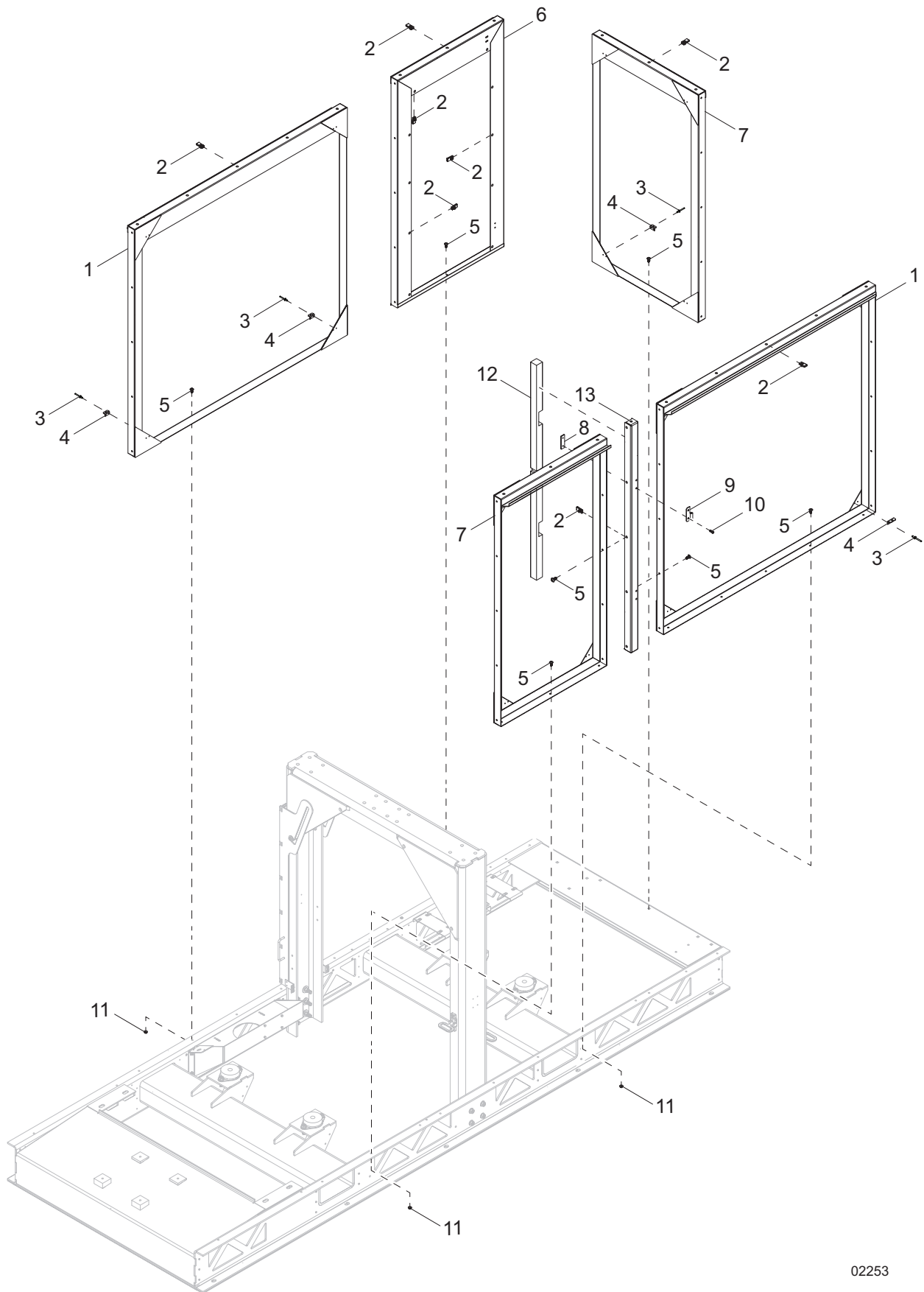


00000

FRONT ENCLOSURE ASSEMBLY

Item	Part No.	Qty	Description	Notes
1	63346	8	Screw, .312-18 x 1.0, SS	
2	18460B	2	Hinge, left (female)	
3	60505	40	Nut, .312-18 u-clip, long type	
4	36672ZC	4	Plate, hinge back, threaded	
5	10000034781	1	Foam, engine/radiator comp - right	
6	10000034791	2	Insulation, radiator bulkhead	
7	10000034800	1	Foam, engine/radiator comp - left	
8	54361W	1	Panel, front roadside	
9	18462B	2	Hinge, right (female)	
10	69668	14	Screw, .312-18 x .750 button head, G5	
11	60095	4	Nut, .312-18 serrated flange	
12	60507	14	Screw, .312-18 x 1.0 hex, SS	
13	54644W	1	Panel, front bottom	
14	10000034749	1	Foam, front bottom	
15	54643W	1	Panel, front top	
16	10000034782	1	Foam, front top	
17	10000034724	1	Foam, front roadside	
18	10000034762	1	Foam, front curbside	
19	54360W	1	Panel, front curbside	

DOOR FRAMES TO UNIT

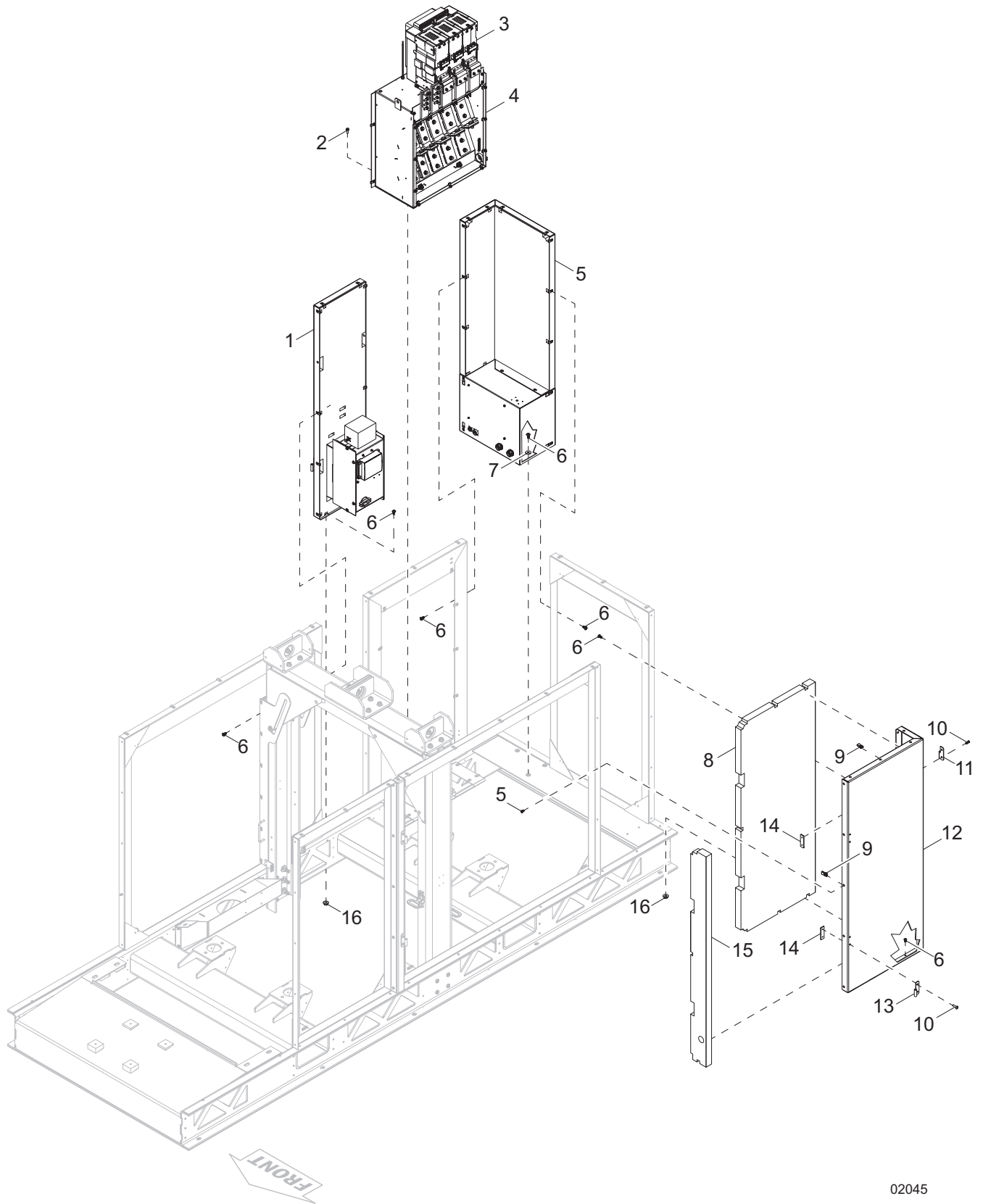


02253

DOOR FRAMES TO UNIT

Item	Part No.	Qty	Description	Notes
1	51172W	2	Weldment, engine door frame	
2	60505	38	Nut, .312-18 u-clip - long type	
3	60268	16	Rivet, .188 x .125 to .250 grip	
4	20916Z	8	Bracket, prop rod	
5	69668	29	Screw, .312-18 x .750 button head, G5	
6	51250W	1	Weldment, control door frame	
7	51175W	2	Weldment, back door frame	
8	36672ZC	2	Plate, hinge back - threaded	
9	18462B	2	Hinge, right (female)	
10	63346	4	Screw, .312-18 x 1.0, SS	
11	60095	16	Nut, .312-18 serrated flange	
12	10000034785	1	Foam, roof support	
13	54658W	1	Panel, roof support - left	

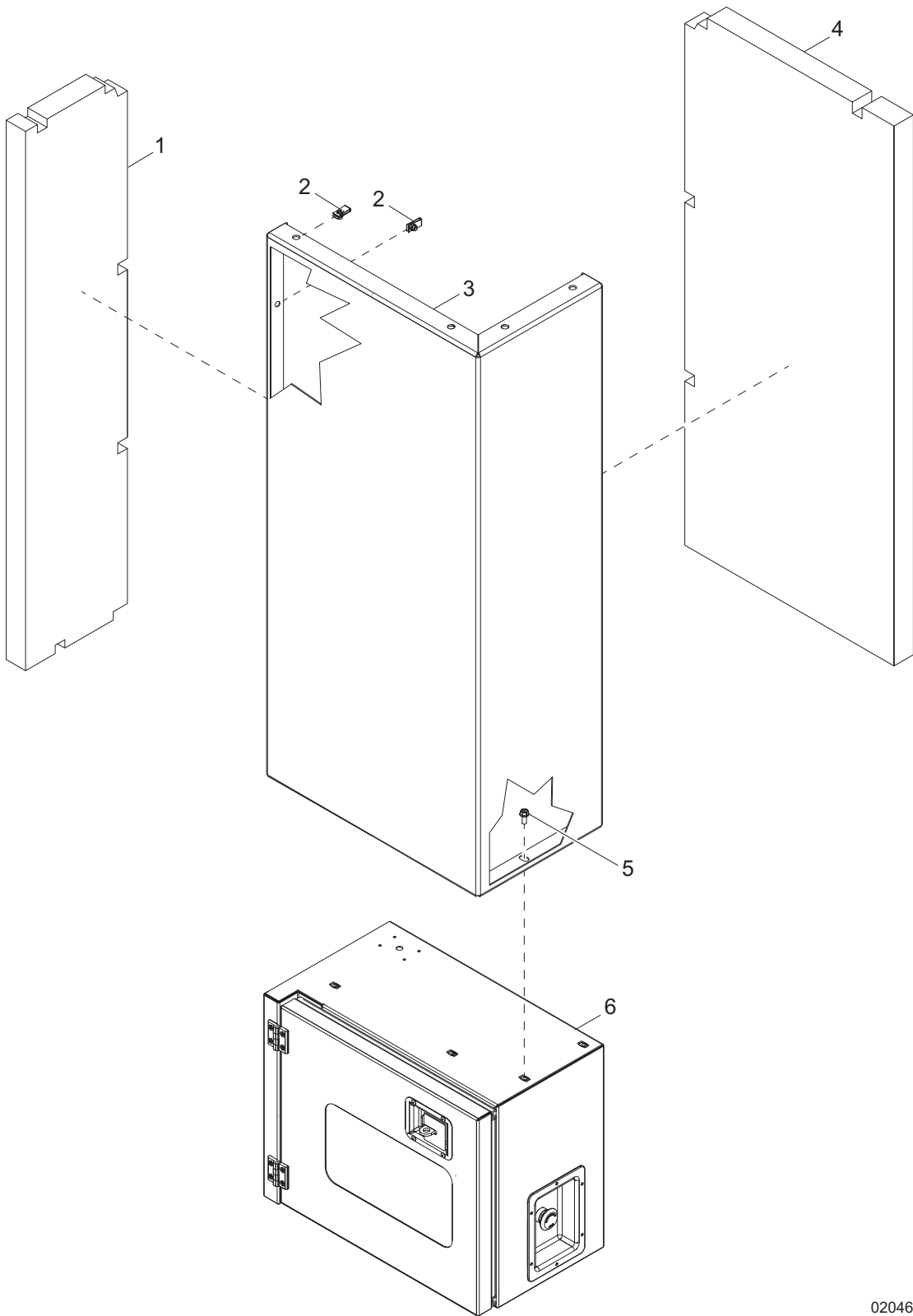
CORNER AND SIDE PANELS TO UNIT



CORNER AND SIDE PANELS TO UNIT

Item	Part No.	Qty	Description	Notes
1	10000034786	1	Right side middle panel assembly	
2	60616	8	Screw, .312-18 x .750 serrated flange hex, G5	
3	10000034793	1	Assembly, main breaker	
4	51081	1	Assembly, lug box	
5	10000043767	1	Right rear corner panel assembly	Page 34
6	69668	36	Screw, .312-18 x .750 button head, G5	
7	60452	3	Washer, .313 flat 1.125/1.0 SS, bonded rubber	
8	10000034810	1	Foam, back roof support - side	
9	60505	14	Nut, .312-18 U-clip, long type	
10	63346	8	Screw, .312-18 x 1.0, SS	
11	18462B	2	Hinge, right (female)	
12	54657W	1	Panel, back - left	
13	18460B	2	Hinge, left (female)	
14	36672ZC	2	Plate, hinge back - threaded	
15	10000034820	1	Foam, back roof support - rear	
16	60095	5	Nut, .312-18 serrated flange	

RIGHT REAR CORNER PANEL ASSEMBLY

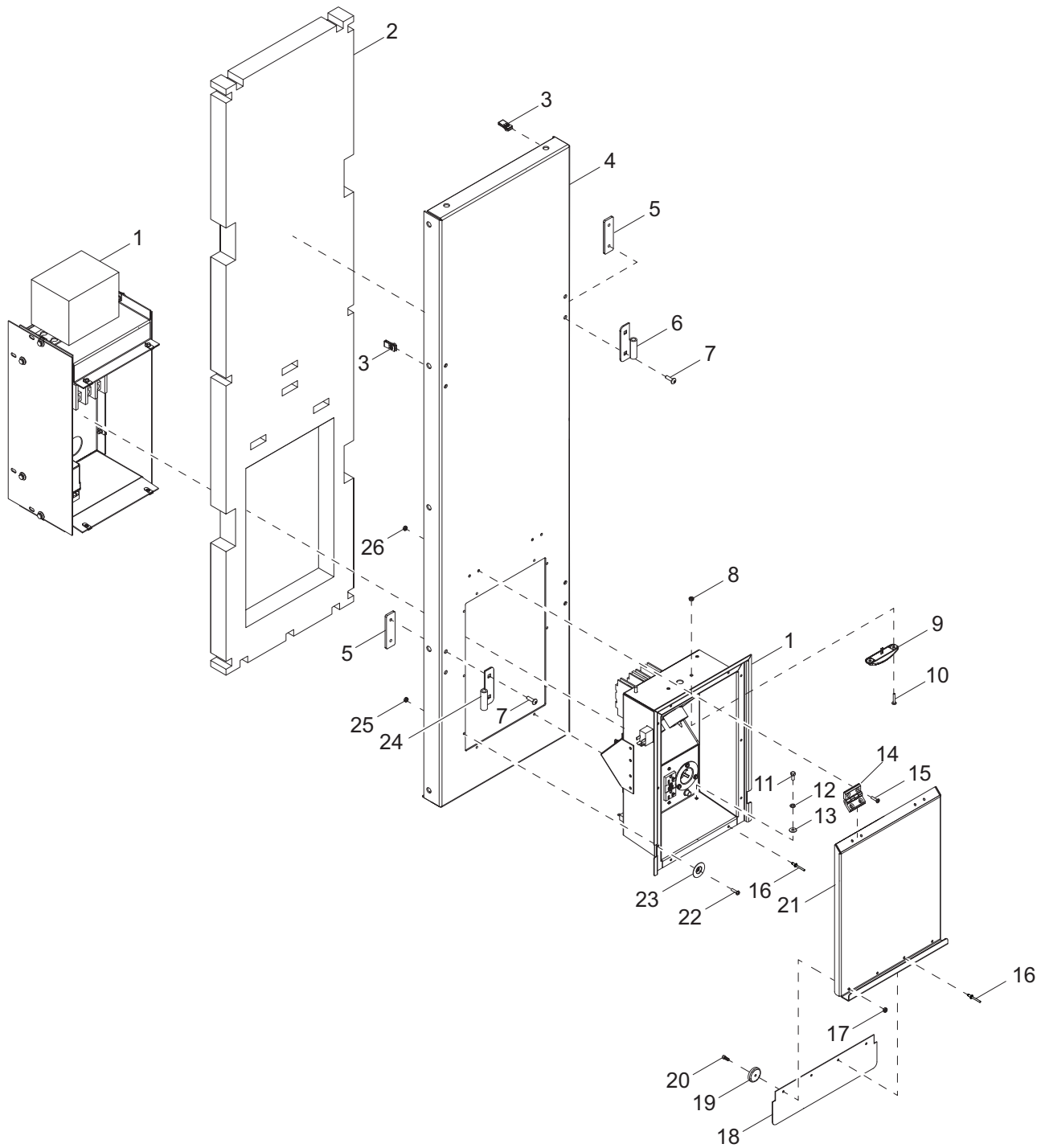


02046

RIGHT REAR CORNER PANEL ASSEMBLY

Item	Part No.	Qty	Description	Notes
1	10000034772	1	Foam, control box - side	
2	60505	12	Nut, .312-18 U-clip, long type	
3	54656W	1	Panel, back top - control	
4	10000034726	1	Foam, control box - rear	
5	60616	4	Screw, .312-18 x .750 serrated flange hex, G5	
6	38281	1	Assembly, control box	

RIGHT MIDDLE PANEL ASSEMBLY

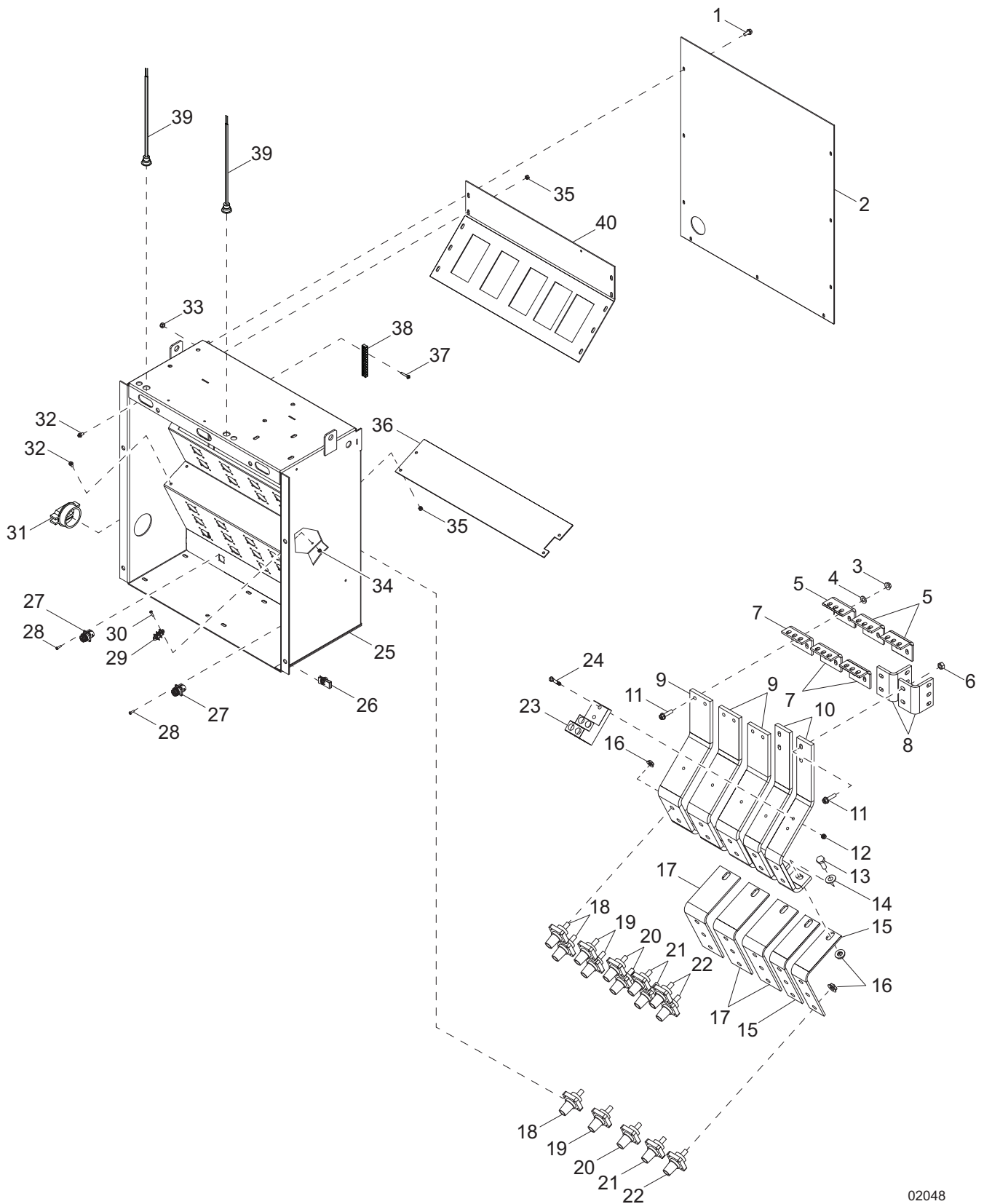


02047

RIGHT MIDDLE PANEL ASSEMBLY

Item	Part No.	Qty	Description	Notes
1	10000034803	1	Assembly, receptacle/breaker box	
2	10000034804	1	Foam, receptacle panel	
3	60505	12	Nut, .312-18 u-clip, long type	
4	54655W	1	Panel, right roof support	
5	36672ZC	4	Plate, hinge back, threaded	
6	18462B	2	Hinge, right (female)	
7	63346	8	Screw, .312-18 x 1.00, SS	
8	60061	2	Nut, 10-32 nylon lock	
9	54772	1	Light, LED surface mount	
10	60397	2	Screw, 10-32 x 1.00 pan Phillips, G2	
11	60281	4	Screw, .250-20 x .750 hex, G5	
12	60286	4	Washer, .250 split lock	
13	60243	4	Washer, .250 flat (.735/.060)	
14	35394	2	Hinge, door - small F4	
15	35290	8	Screw, 10-24 x 1.0 flat head Phillips, SS	
16	60268	11	Rivet, .188 x .126 to .250 grip	
17	60415	2	Nut, 10-32 nylon lock, SS	
18	51721	1	Flap, receptacle door	
19	29311	2	Magnet, cup 1.40 x .281 x .188 hole	
20	63278	2	Screw, 10-32 x .375 socket hex, SS	
21	51719W	1	Door, receptacle	
22	61180	2	Screw, 10-32 x .750 pan Phillips, SS	
23	62140	2	Washer, cup #10 - 1.50/.03	
24	18460	2	Hinge, left (female)	
25	60061	2	Nut, 10-32 nylon lock	
26	60457	8	Nut, 10-24 nylon lock, G2	

LUG BOX ASSEMBLY - DEDICATED

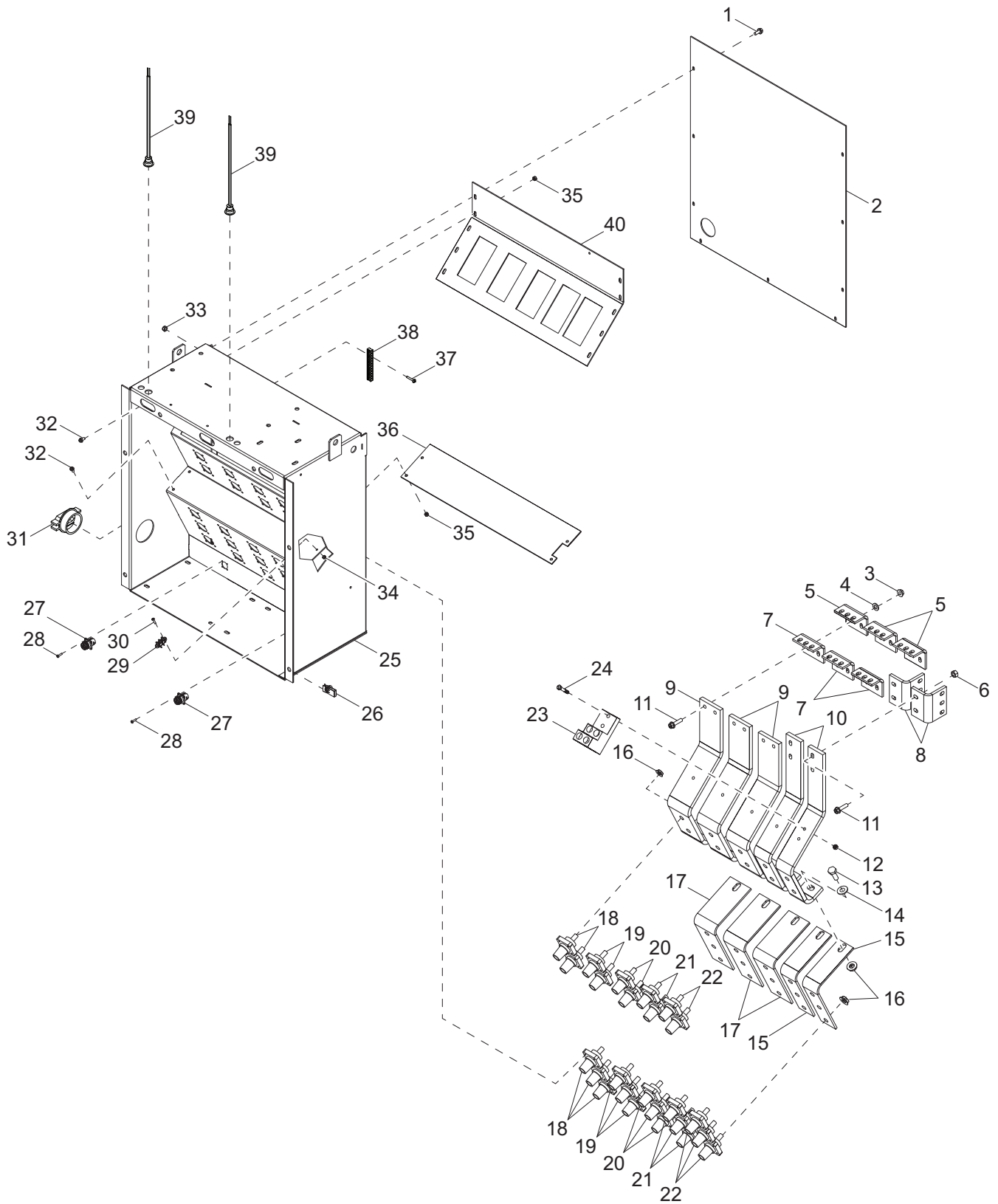


02048

LUG BOX ASSEMBLY - DEDICATED

Item	Part No.	Qty	Description	Notes
1	60616	9	Screw, .312-18 x .750 serrated flange, G5	
2	51150	1	Panel, AC box glastic back	
3	60145	6	Nut, .375-16 serrated flange, G5	
4	60386	6	Washer, .375 flat .993/.064	
5	51148	3	Top, breaker bus	
6	60140	4	Nut, .375-16 hex, G5	
7	51149	3	Bottom, breaker bus	
8	51651	2	Adapter, ground bus	
9	51142	3	Cam, top bus	
10	51143	2	Cam, top bus ground	
11	60487	10	Screw, .375-16 x 1.50 serrated flange hex, G5	
12	60095	10	Nut, .312-18 x serrated flange, G5	
13	60388	5	Screw, .500-13 x 1.50 standard hex, G5	
14	60416	5	Washer, .500 flat 1.375/.090	
15	51145	3	Cam, bottom bus ground	
16	60098	30	Nut, .500-13 serrated flange	
17	51144	3	Cam, bottom bus	
18	65551	3	Connector, cam lock flange female, 400A, black	
19	65552	3	Connector, cam lock flange female, 400A, red	
20	65553	3	Connector, cam lock flange female, 400A, blue	
21	66040	3	Connector, cam lock flange male, 400A, white	
22	66041	3	Connector, cam lock flange male, 400A, green	
23	65303	5	Lug, terminal quad #2-6000MCM, 2 hole	
24	60403	10	Screw, .312-18 x 2.0 hex, G5	
25	51079B	1	Weldment, AC box	
26	60505	15	Nut, .312-18 u-clip - long type	
27	67811	2	Connector, receptacle-flanged, 3 pin	
28	62187	8	Screw, 4-40 x .500 pan Phillips - SS	
29	68080	1	Block, terminal - 2 position	
30	60694	2	Screw, 8-32 x .750 pan Phillips - SS	
31	65788	1	Strain relief, 2.00 Romex w/nut	
32	60175	14	Screw, .250-20 x .500 serrated flange, G5	
33	60061	2	Nut, 10-32 nylon lock	
34	60270	2	Nut, 8-32 nylon lock, G6	
35	60284	14	Nut, .250-20 hex, G2	
36	51147	1	Panel, middle glastic	
37	60397	2	Screw, 10-32 x 1.00 pan Phillips, G2	
38	14204	1	Ground bar	
39	36964	2	Assembly, control lights	
40	51146	1	Panel, top/lug - XXL	
--	68550	1	Harness, AC MMG XXL parallel	
	51688	1	Assembly, AC box with cam lock	Items 1-40

LUG BOX ASSEMBLY - RECONNECT (IF EQUIPPED)

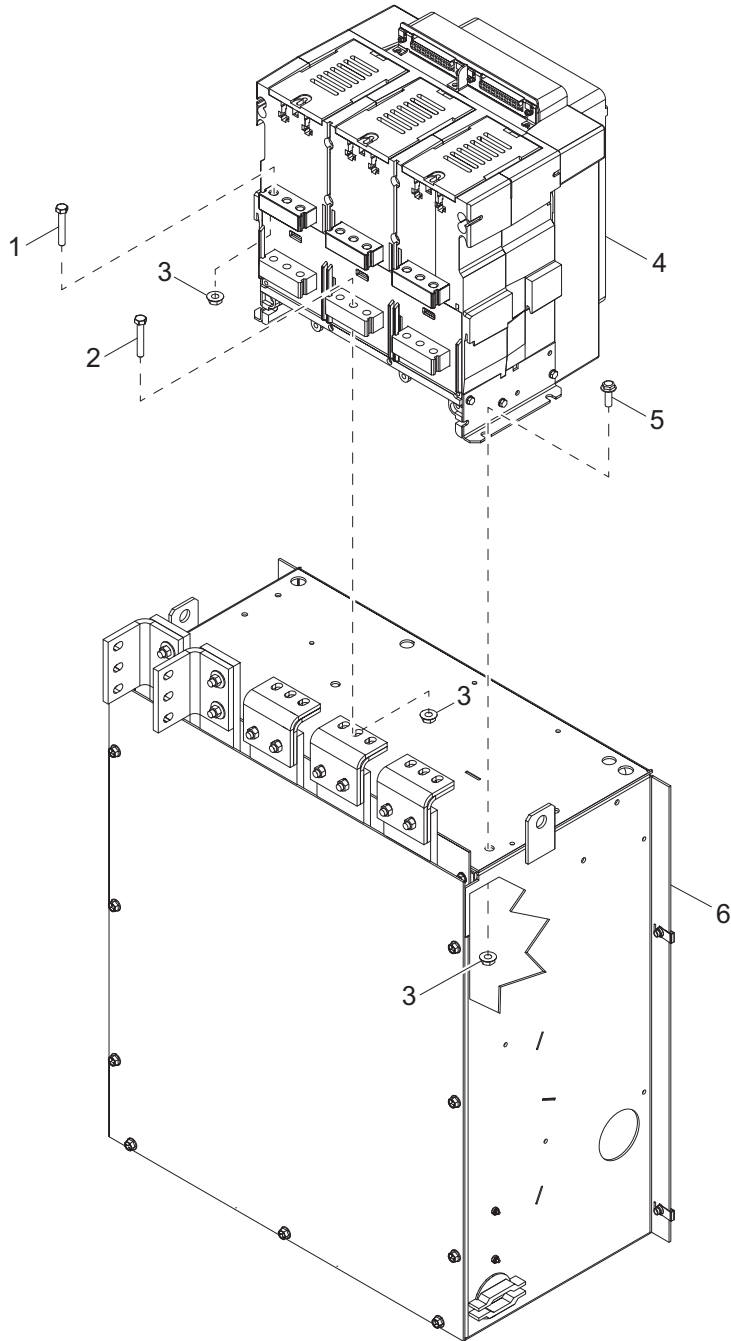


02049

LUG BOX ASSEMBLY - RECONNECT (IF EQUIPPED)

Item	Part No.	Qty	Description	Notes
1	60616	9	Screw, .312-18 x .750 serrated flange, G5	
2	51150	1	Panel, AC box glastic back	
3	60145	6	Nut, .375-16 serrated flange, G5	
4	60386	6	Washer, .375 flat .993/.064	
5	51148	3	Top, breaker bus	
6	60140	4	Nut, .375-16 hex, G5	
7	51149	3	Bottom, breaker bus	
8	51651	2	Adapter, ground bus	
9	51142	3	Cam, top bus	
10	51143	2	Cam, top bus ground	
11	60487	10	Screw, .375-16 x 1.50 serrated flange hex, G5	
12	60095	10	Nut, .312-18 x serrated flange, G5	
13	60388	5	Screw, .500-13 x 1.50 standard hex, G5	
14	60416	5	Washer, .500 flat 1.375/.090	
15	51145	3	Cam, bottom bus ground	
16	60098	30	Nut, .500-13 serrated flange	
17	51144	3	Cam, bottom bus	
18	65551	5	Connector, cam lock flange female, 400A, black	
19	65552	5	Connector, cam lock flange female, 400A, red	
20	65553	5	Connector, cam lock flange female, 400A, blue	
21	66040	5	Connector, cam lock flange male, 400A, white	
22	66041	5	Connector, cam lock flange male, 400A, green	
23	65303	5	Lug, terminal quad #2-6000MCM, 2 hole	
24	60403	10	Screw, .312-18 x 2.0 hex, G5	
25	51079B	1	Weldment, AC box	
26	60505	15	Nut, .312-18 u-clip - long type	
27	67811	2	Connector, receptacle-flanged, 3 pin	
28	62187	8	Screw, 4-40 x .500 pan Phillips - SS	
29	68080	1	Block, terminal - 2 position	
30	60694	2	Screw, 8-32 x .750 pan Phillips - SS	
31	65788	1	Strain relief, 2.00 Romex w/nut	
32	60175	14	Screw, .250-20 x .500 serrated flange, G5	
33	60061	2	Nut, 10-32 nylon lock	
34	60270	2	Nut, 8-32 nylon lock, G6	
35	60284	14	Nut, .250-20 hex, G2	
36	51147	1	Panel, middle glastic	
37	60397	2	Screw, 10-32 x 1.00 pan Phillips, G2	
38	14204	1	Ground bar	
39	36964	2	Assembly, control lights	
40	51146	1	Panel, top/lug - XXL	
--	68550	1	Harness, AC MMG XXL parallel	
	51081	1	Assembly, AC box with cam lock	Items 1-40

MAIN BREAKER ASSEMBLY

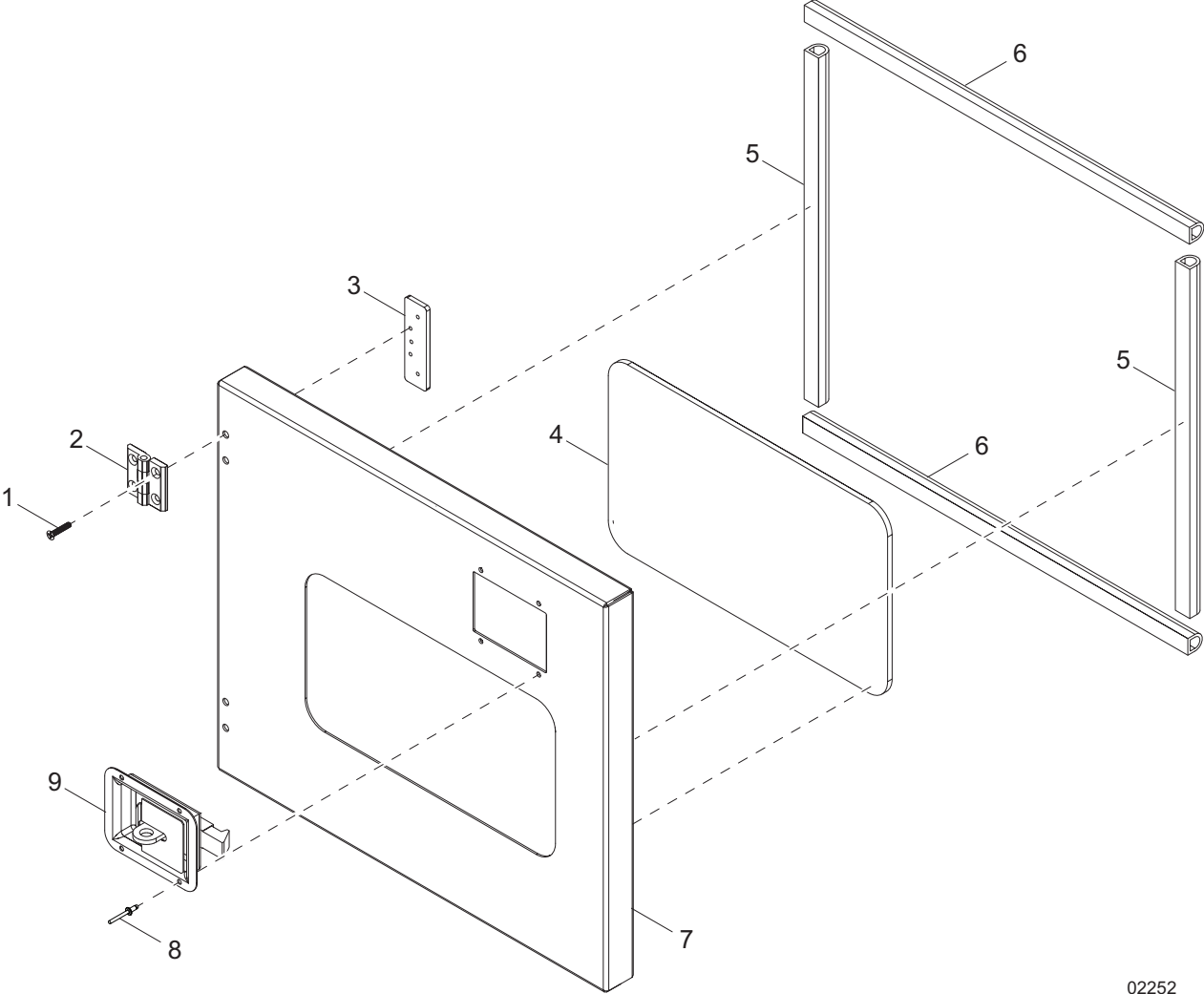


02050

MAIN BREAKER ASSEMBLY

Item	Part No.	Qty	Description	Notes
1	60478	9	Screw, .375-16 x 2.00 std hex, G5	
2	60139	9	Screw, .375-16 x 1.50 std hex, G5	
3	60145	22	Nut, .375-16 serrated flange lock, G5	
4	38008	1	Breaker, 2000A, motorized - std frame	Reconnect Group
--	51354	1	Breaker, 1200A motorized - std frame	Dedicated Group
5	60517	4	Screw, .375-16 x 1.00 serrated flange hex	
6	Page 38	1	Assembly, AC box with cam lock	

CONTROL DOOR ASSEMBLY

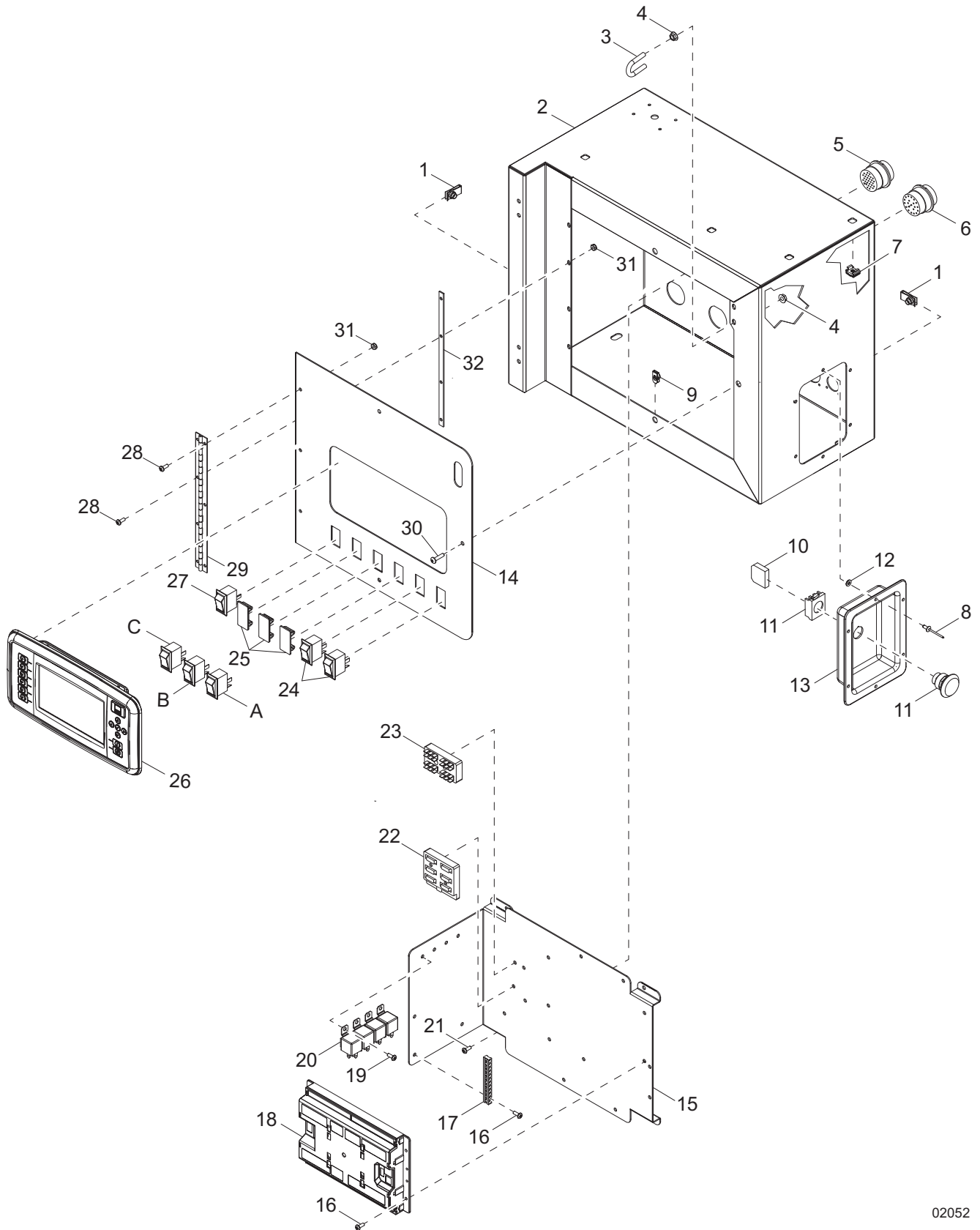


02252

CONTROL DOOR ASSEMBLY

Item	Part No.	Qty	Description	Notes
1	35290	4	Screw, 10-24 x 1.00 flat head Phillips, SS	
2	35394	2	Hinge, door - small	
3	37136	2	Plate, hinge back - threaded	
4	35854	1	Window. control door, UV - small	
5	54813	2	Seal, .750 x 750 x 00 w/adhesive	
6	54813	2	Seal, .750 x 750 x 00 w/adhesive	
7	54661W	1	Door, control box	
8	60268	4	Rivet, .188 x .126 to .250 grip	
9	37145B	1	Latch, paddle - mini	

CONTROL BOX ASSEMBLY

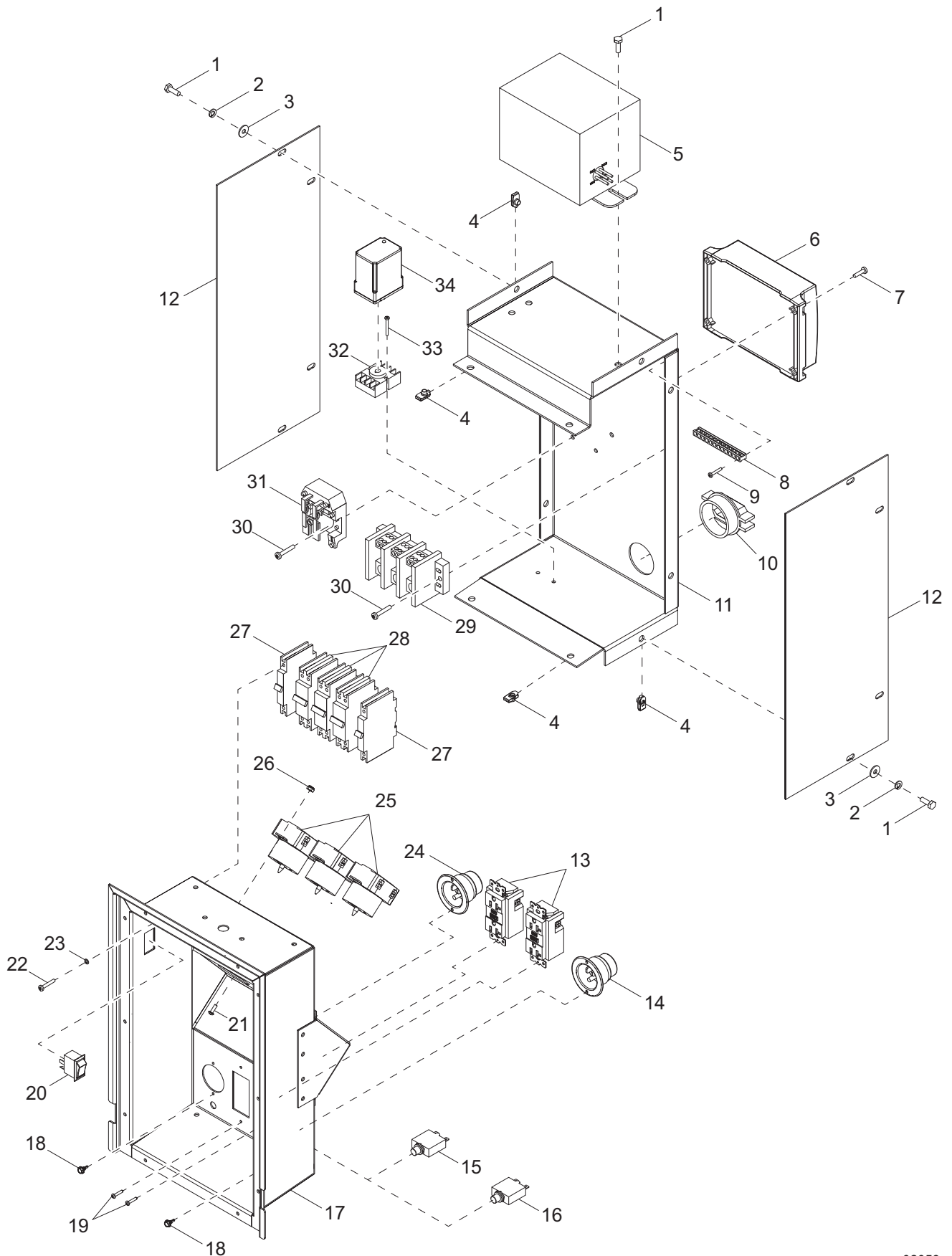


02052

CONTROL BOX ASSEMBLY

Item	Part No.	Qty	Description	Notes
1	60505	2	Nut, .312-18 u-clip, long type	
2	38276W	1	Box, control	
3	63172	1	U-bolt, .250-20 x 1.00 OD x 1.75L tube	
4	60161	4	Nut, .250-20 serrated flange, G5	
5	28704	1	Connector, Deutsch - 31 position, receptacle	
6	65309	1	Connector, Deutsch - 21 position, receptacle	
7	63289	4	Nut, .312-18 cage for .125	
8	60260	6	Rivet, .188 diameter x .375 to .500 grip, SS	
9	61143	3	Nut, .250-20 u-clip, short type	
10	65580	1	Block, E-stop contactor - NC	
11	65470	1	Switch, E-stop operator	
12	60067	6	Washer, #10 flat .435/.060, SS	
13	30645	1	Panel, emergency stop	
14	38278W	1	Panel, display	
15	37481W	1	Bracket, DC controls	
16	60062	6	Screw, 10-32 x .750 pan Phillips, G2	
17	14204	1	Kit, ground bar	
18	51314	1	Controller, deep sea 8710 - programmed	call tech support
19	60062	3	Screw, 10-32 x .750 pan Phillips, G2	
20	68106	4	Relay, 12V 30/50A NO w/diode	
21	60277	4	Screw, 10-32 x .500 pan Phillips, G2	
22	68203	1	Fuse holder, 6 bank, type mini	
23	66992	1	Block, terminal - 4 x 6 push-on	
24	66995	2	Switch, rocker, DPST, on-off	
25	34439	3	Plug, panel switch 1.91 x .96	
26	68351	1	Display, 7 in. DSE	
27	68530	1	Switch, rocker, DPDT, on/on	
28	60277	7	Screw, 10-32 x .500 pan Phillips, G2	
29	13677	1	Hinge, continuous 11.0 in	
30	68070	3	Screw, .250-20 x 1.0 button hex, SS	
31	60061	7	Nut, 10-32 nylon lock	
32	54994	1	Spacer	
--	68204	2	Fuse, 15 amp - mini	
--	35560	4	Fuse, 20 amp - mini	
--	68516	1	Harness, control box	

RECEPTACLE PANEL ASSEMBLY

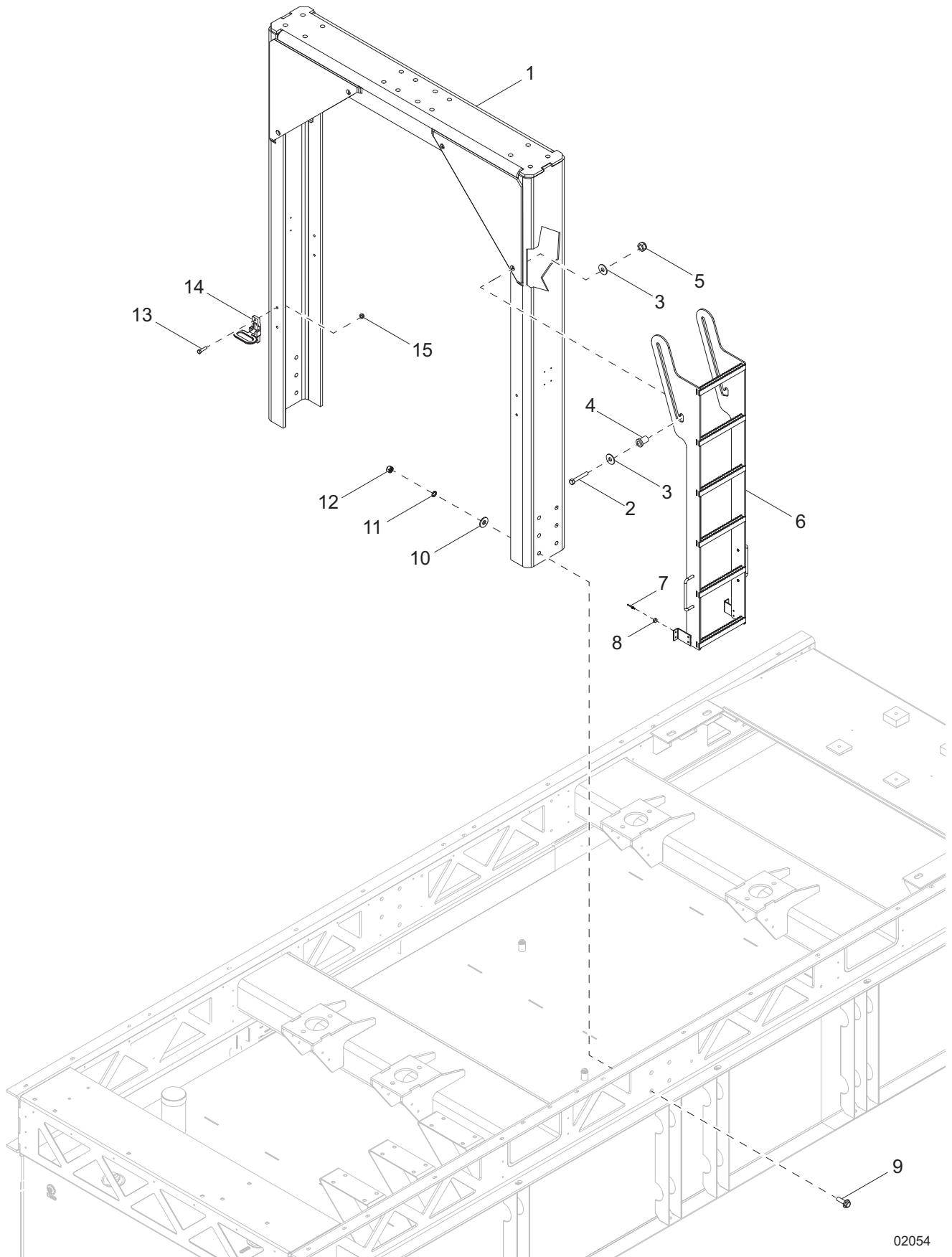


02053

RECEPTACLE PANEL ASSEMBLY

Item	Part No.	Qty	Description	Notes
1	60281	11	Screw, .250-20 x .750 hex, G5	
2	60286	8	Washer, .250 split lock	
3	60243	11	Washer, .250 flat	
4	61143	12	Nut, .250-20 u-clip, short type	
5	21487	1	Transformer, 1.13:1, 1-phase, 500VA	
6	66212	1	Charger, battery 2-5A/1-10A, 3 stage - 2 output	
7	60364	4	Screw, 10-16 x .500 std hex, G2 - drilling	
8	14204	1	Kit, ground bar	
9	60397	2	Screw, 10-32 x 1.00 pan Phillips, G2	
10	65788	1	Strain relief, 2.0 Romex w/nut	
11	51714B	1	Box, back receptacle	
12	51715B	2	Panel, back receptacle	
13	14130	2	Receptacle, 120V/20A GFI	
14	68635	1	Receptacle, 125V/30A inlet	
15	15568	1	Breaker, 15A 120V - 1 pole, push button	
16	14432	1	Breaker, 30A 120V - 1 pole, push button	
17	51718B	1	Weldment, receptacle box	
18	60364	5	Screw, 10-16 x .500 hex, G2 - self drilling	
19	60424	4	Screw, 6-32 x .750 pan Phillips, G2 - self threading	
20	66995	1	Switch, rocker - DPST, on-off	
21	62054	6	Screw, 8-32 x .500 pan Phillips, SS	
22	60046	16	Screw, 6-32 x .750 pan Phillips, G2	
23	60058	16	Washer, #6 split lock	
24	65285	1	Receptacle, 120V/15A inlet	
25	18089	3	Receptacle, 240V/50A twist lock	
26	60270	6	Nut, 8-32 nylon lock, G6	
27	18091	2	Breaker, 20A, 240V - 1 pole	
28	18092	3	Breaker, 50A, 240V - 2 pole	
29	65356	1	Block, terminal - 3 pole	
30	60396	4	Screw, 10-32 x 1.250 pan Phillips, G2	
31	65461	1	Relay, 30A DPDT - 120VAC	
32	65644	1	Base, relay - 8 position	
33	60288	2	Screw, 6-32 x 1.250 pan Phillips, G2	
34	66340	1	Relay, voltage sensing (132 in - 126 out)	
--	29543	1	Harness, battery charger	

LIFT STRUCTURE TO SKID ASSEMBLY

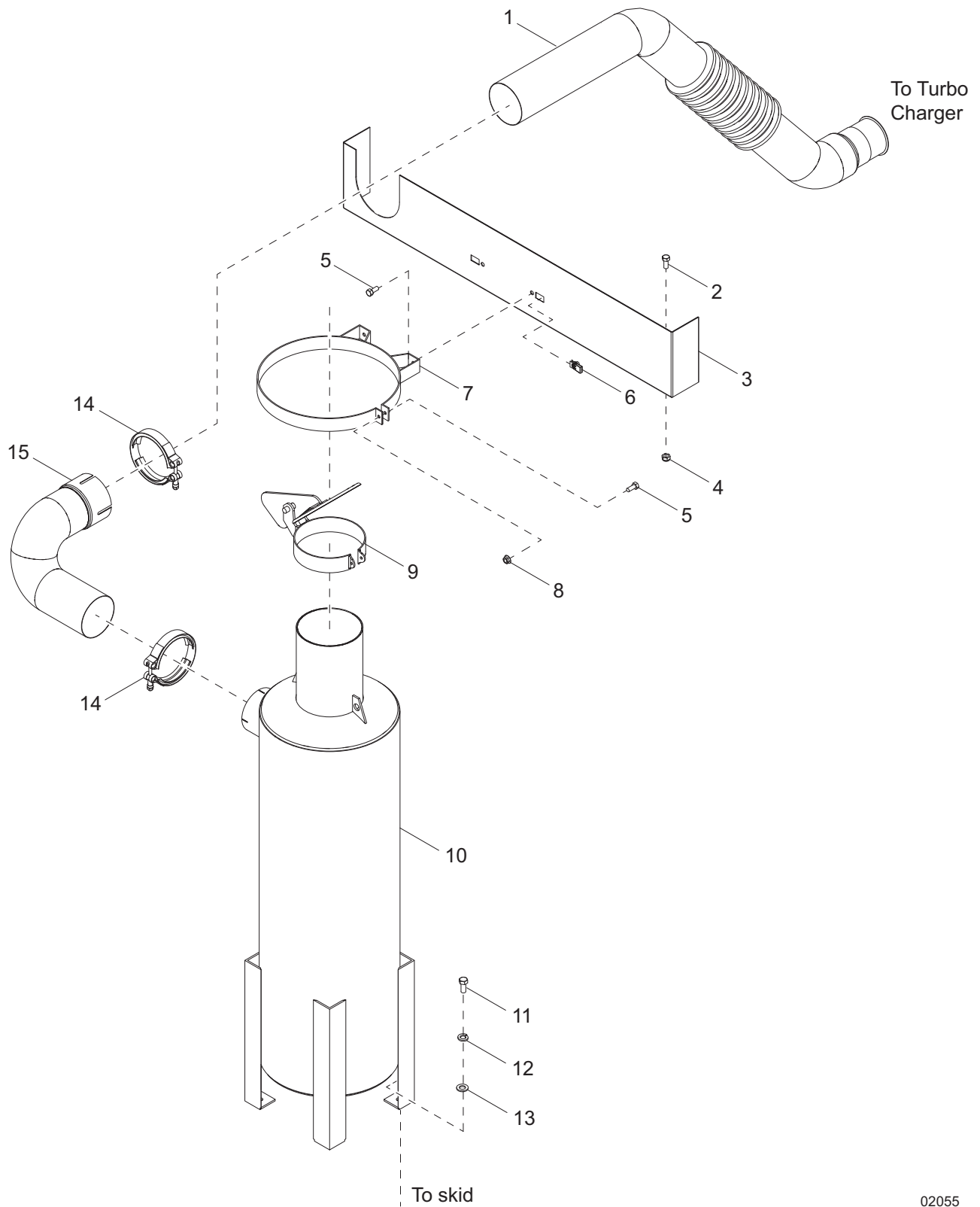


02054

LIFT STRUCTURE TO SKID ASSEMBLY

Item	Part No.	Qty	Description	Notes
1	38405B	1	Weldment, lift structure	
2	60328	2	Screw, .500-13 x 2.50 std hex, G5	
3	60416	4	Washer, .500 flat - 1.375/.090	
4	51465	2	Bearing, flanged .50I x 1.00 long - nylon	
5	62221	2	Nut, .500-13 nylon lock, G5	
6	51701B	1	Weldment, ladder	
7	60863	2	Rivet, .156 diameter x .251 to .375 grip, aluminum	
8	15215	2	Bumper, rubber	
9	61078	12	Screw, .625-11 x 2.00 flange hex, G8	
10	60521	12	Washer, .625 flat 1.743/.108	
11	60194	12	Washer, M16 split lock	
12	60520	12	Nut, .625-11 hex, G8	
13	61052	4	Screw, .312-18 x 1.500 hex, SS	
14	38991	2	Step, safety - folding	
15	60784	4	Nut, .312-18 nylon lock, SS	

EXHAUST SYSTEM ASSEMBLY



02055

EXHAUST SYSTEM ASSEMBLY

Item	Part No.	Qty	Description	Notes
1	38511	1	Weldment, exhaust pipe/flange	
2	60275	4	Screw, .500-13 x 1.00 std hex, G5	
3	54736B	1	Bracket, muffler bracket	
4	62221	4	Nut, .500-13 nylon lock, G5	
5	60507	3	Screw, .312-18 x 1.00 std hex - SS	
6	60505	2	Nut, .312-18 u-clip, long type	
7	51350	1	Band,mounting,1-piece, 18.0 in. ID	
8	60095	1	Nut,.312-18 serrated flange	
9	51343	1	Rain cap, 8.63 ID	
10	51342	1	Muffler, 6.0 in. inlet, 8.63 in. outlet	
11	60830	4	Screw, .500-13 x 1.750 std hex - SS	
12	60702	4	Washer, .500 split lock - SS	
13	62261	4	Washer, .500 flat .875/.063 - SS	
14	24115	2	Clamp, muffler - 6.0 wide band, SS	
15	38501	1	Pipe, exhaust to muffler	
--	54740	1	Insulation, exhaust jacket	
--	54741	1	Insulation, exhaust jacket	

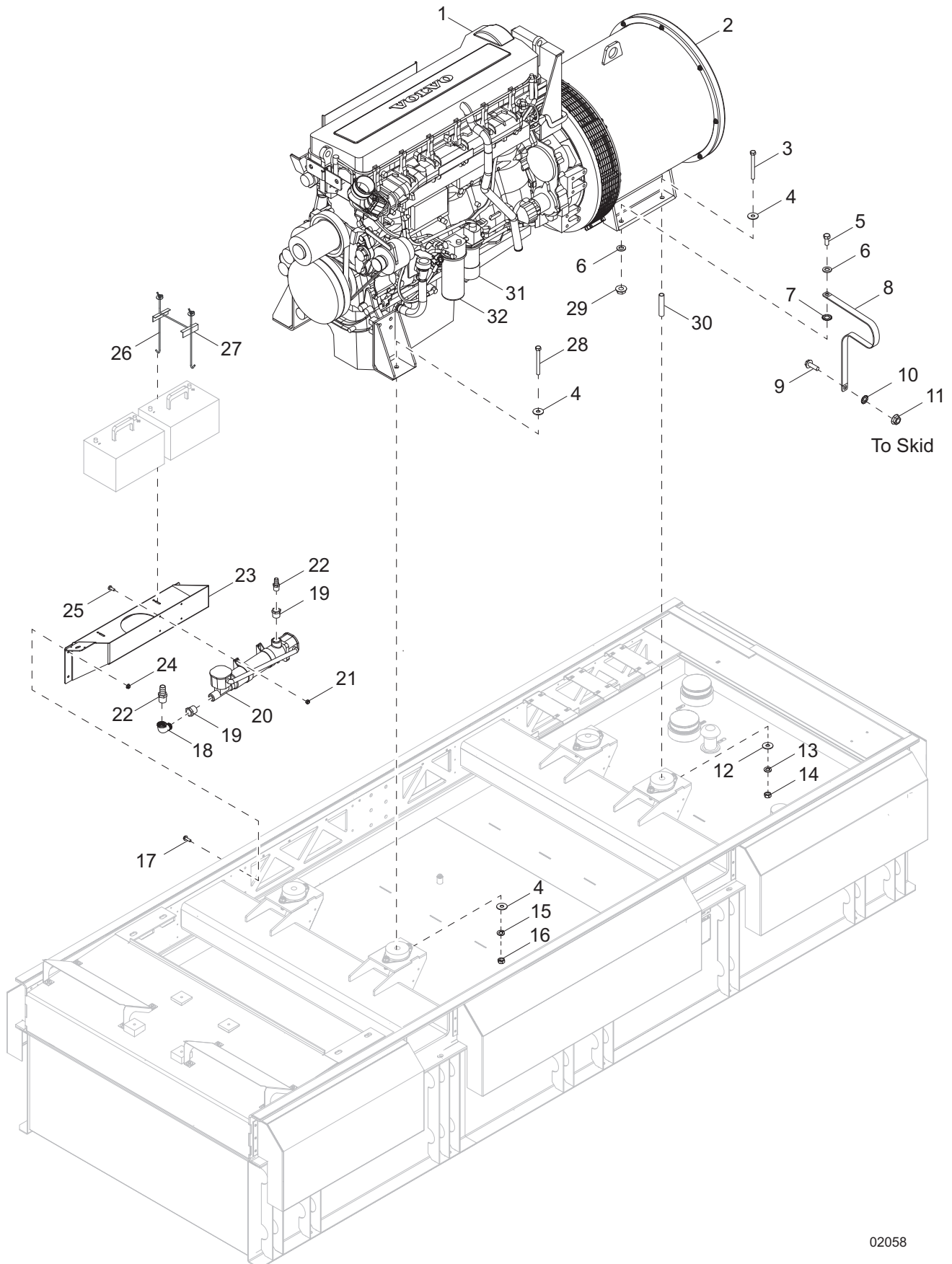
COOLING SYSTEM ASSEMBLY

Item	Part No.	Qty	Description	Notes
1	37875	1	Radiator, 625, 15.08CAC	
2	39850	1	Cap, radiator	
3	55006B	1	Guard, rain deflector - top	
4	54735B	1	Bracket, radiator air bracket LH	
5	60690	12	Screw, .375-16 x 1.00 std hex - SS	
6	54674B	1	Brace, radiator LH	
7	60095	2	Nut, .312-18 serrated flange,	
8	60145	12	Nut, .375-16 serrated flange, G5	
9	54737B	1	Bracket, radiator air bracket RH	
10	54675B	1	Brace, radiator RH	
11	55007B	1	Guard, rain deflector - bottom	
12	40738	1	Fitting, pipe nipple .500NPT x 4.0	
13	19279	1	Valve, ball .500NPTF	
14	60502	1	Fitting, strt .375NPT x .625 barb	
15	60365	2	Clamp, hose - SAE 010 (.56-1.06)	
16	60061	1	Nut, 10-32 nylon lock	
17	19041	1	Clip, spring holder	
18	60398	1	Screw, 10-32 x .500 pan Phillips, SS	
19	25931	1	Fitting, strt .375NPT x .625 barb	
20	19300	1	Fitting, .375FNPT cap - hex	
21	50201	6 ft	Hose .625 - 200 psi, class A	
22	56059B	1	Guard, fan - RH	
23	60119	25	Washer, .312 flat .875/.070	
24	60507	25	Screw, .312-18 x 1.00 std hex - SS	
25	55087B	1	Cover, fan guard	
26	60701	10	Washer,	
27	56087	10	Nut, .312-18 insert	
28	56058B	1	Guard, fan LH	
29	10000024411	1	Sensor, low coolant, wet sinking	
30	15425	15	Nut, .312-18 cage	

COOLING SYSTEM HOSES

Item	Part No.	Qty	Description	Notes
1	60665	10	Clamp, hose - constant torque - 3.75-4.625	
2	21293	5	Hose, CAC. - 4.00 x 6.00	
3	60663	2	Clamp, hose - constant torque - 1.25-2.13	
4	51659	1	Hose, coolant shunt - 1.25 ID	
5	60664	2	Clamp, hose - constant torque - 2.75-3.625	
6	61078	4	Screw, .625-11 x 2.0 flange hex, G8	
7	38506	1	Hose, lower radiator	
8	60666	2	Clamp, hose - constant torque - 2.25-3.125	
9	60521	8	Washer, .625 flat (1.743/.108)	
10	60194	8	Washer, M16 split lock	
11	60520	4	Nut, .625-11 hex, G8	
12	38508	1	Hose, upper radiator	
13	51680	1	O-ring, 3.50 OD x 3.25 ID high temp silicone	
14	51649	1	Adapter, turbo to CAC pipe	
15	38515	1	Pipe, turbo side	
16	51692	2	Screw, M10-1.50 x 30 socket head, G12.9	
17	51682	1	Pipe, CAC. side	
18	51693B	1	Bracket, CAC hanger	
19	51485	1	Pipe, CAC. 4 in	

ENGINE AND GENERATOR TO SKID

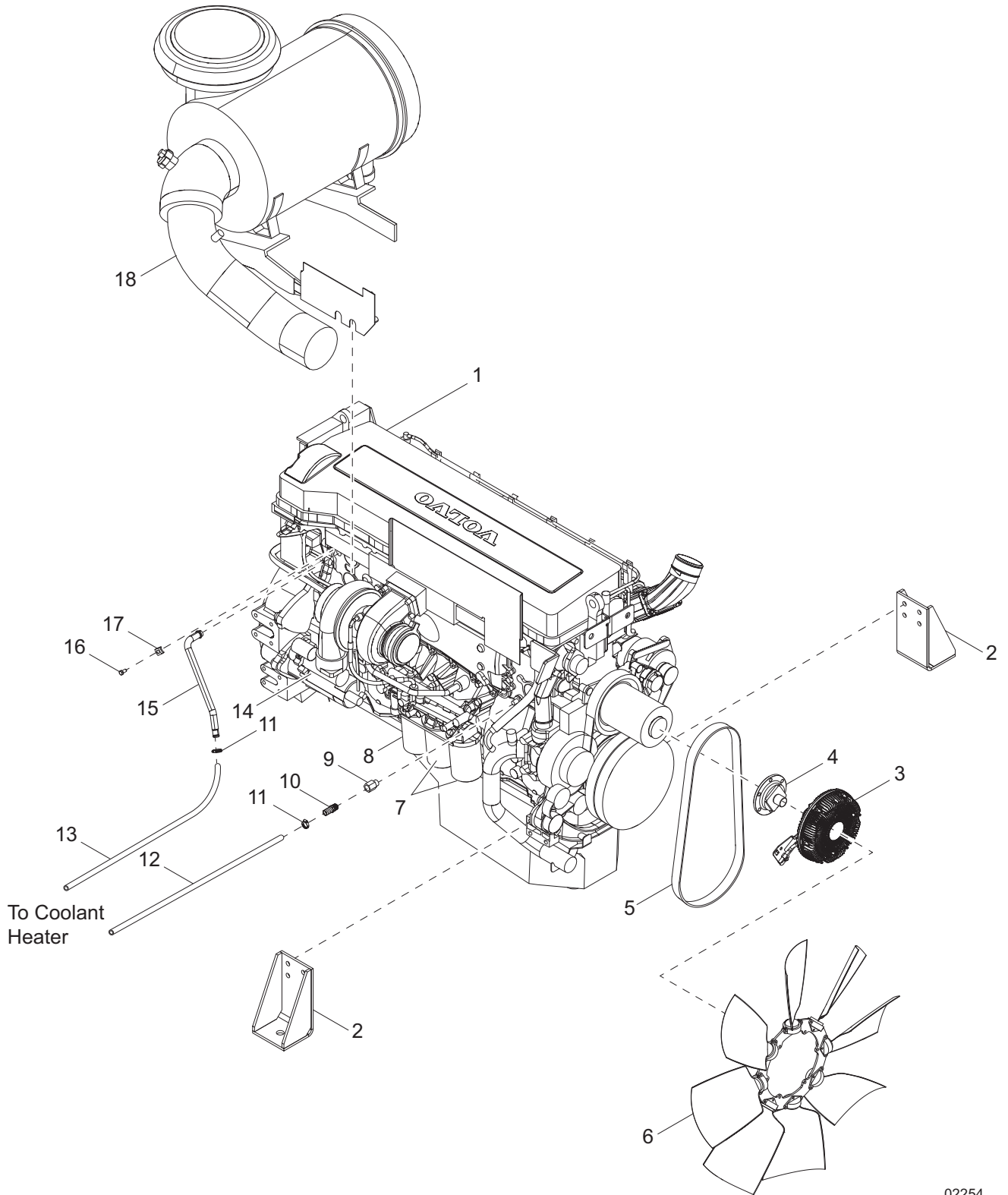


02058

ENGINE AND GENERATOR TO SKID

Item	Part No.	Qty	Description	Notes
1	37001	1	Engine, Volvo 16L	
2	37008	1	Generator, Marathon, 572RSL4029	
3	60472	2	Screw, .750-10 x 6.0 std hex, G8	
4	21044	6	Washer, 1.0 snub 3.25/.25	
5	60388	1	Screw, .500-13 x 1.50 std hex, G5	
6	60309	2	Washer, .500 flat, 1.060/.090	
7	61107	1	Washer, .500 external star	
8	12465	1	Strap, braided ground, 28 in	
9	61091	1	Screw, .312-18 x 1.0 serrated flange hex, G5	
10	60053	1	Washer, .375 external star	
11	60095	1	Nut, .312-18 serrated flange	
12	60081	2	Washer, M20 flat	
13	60248	2	Washer, .750 split lock	
14	60249	2	Nut, .750-10 hex, G8	
15	60470	2	Washer, 1.0 split lock	
16	60469	2	Nut, 1.0-8 hex, G5	
17	60517	4	Screw, .375-16 x 1.0 serrated flange hex	
18	28213	1	Fitting, .750NPT street elbow	
19	24006	2	Fitting, strt - 1.0MNPT x .750FNPT	
20	28407	1	Heater, coolant 400-500CI, 120V 2500W	
21	60457	4	Nut, 10-24 nylon lock, G2	
22	30866	2	Fitting, strt - .750MNPT x .750 barb, brass	
23	51319B	1	Weldment, bracket, battery tray, dual	
24	62066	4	Nut, .375-16 serrated flange, SS	
25	60850	4	Screw, 10-24 x .750 pan Phillips, G2	
26	14146	4	Bolt, J - .250-20 x 10.00	
27	14682	2	Bracket, battery hold-down	
28	60468	2	Screw, 1.0-8 x 6.0 std hex, G8	
29	60098	1	Nut, .500-13 serrated flange hex	
30	25360	2	Fitting, pipe nipple - .750NPT x 4.00	
31	51305	1	Filter, fuel, primary	
32	51606	1	Filter, fuel, secondary	

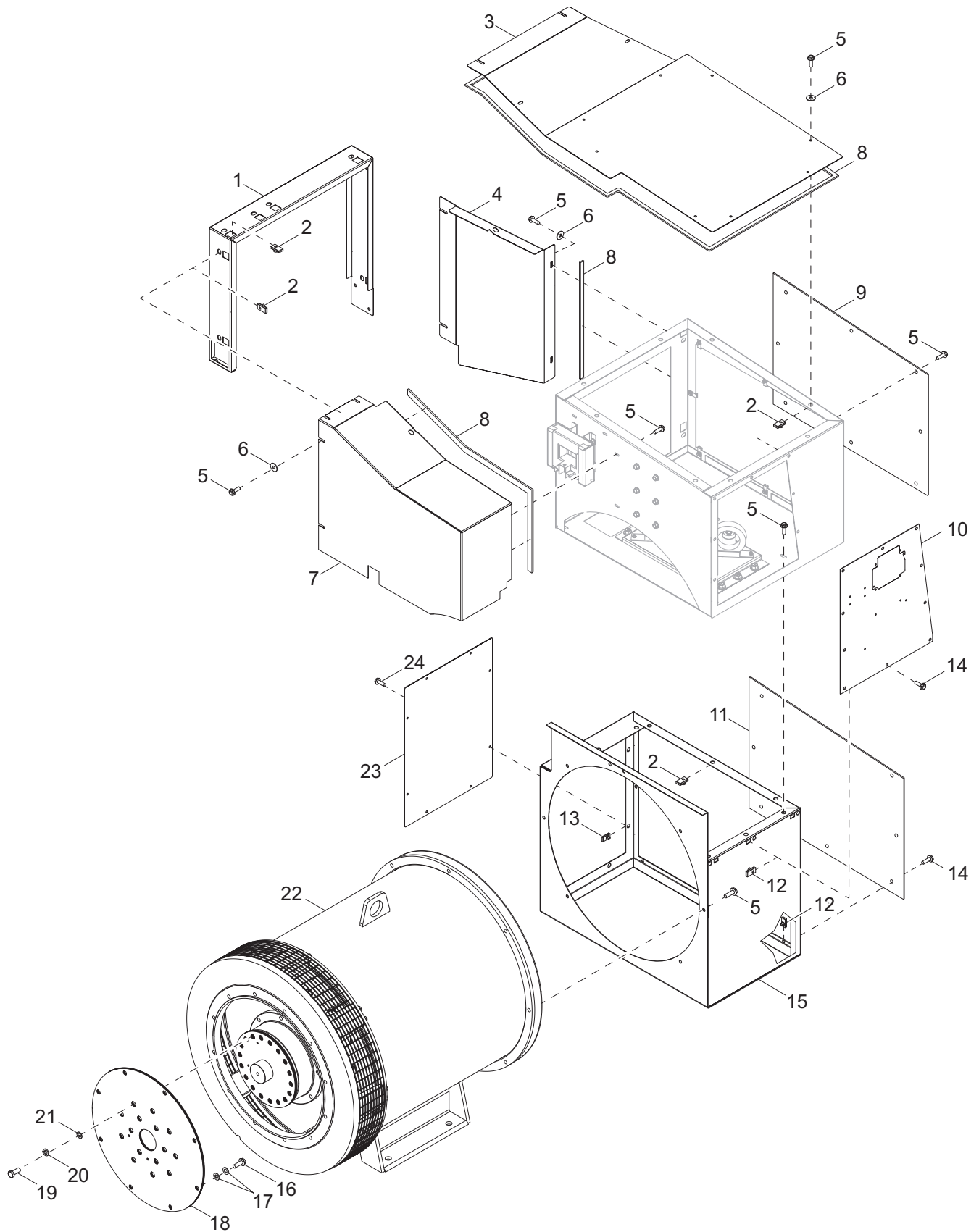
ENGINE ASSEMBLY



ENGINE ASSEMBLY

Item	Part No.	Qty	Description	Notes
1	37001	1	Engine, Volvo 16L	
2	51158B	2	Weldment, engine mount	
3	30466	1	Clutch, fan - for 38 in. fan	
4	51056	1	Hub, fan clutch mount - Volvo 16l to 36-2.0mm	
5	51310	1	Belt, fan	
6	30463	1	Fan, 38 in. for clutch	
7	51303	2	Filter, oil	
8	51304	1	Filter, oil, bypass	
9	19307	1	Fitting, .500FNPT x M22 x 1.50 strt .	
10	60437	1	Fitting, .500NPT x .750 barb	
11	19338	2	Clamp, hose - SAE 016 (.68-1.50)	
12	50170	2.4 ft	Hose, .750 class A	
13	50170	1.9 ft	Hose, .750 class A	
14	51312	1	Starter	
15	51347	1	Pipe, water	
16	60410	1	Screw, M8-1.25 x 16 std hex, G8.8	
17	51346	1	Brace, lock	
18	51736	1	Assembly, air cleaner	

GENERATOR ASSEMBLY (2 OF 2)

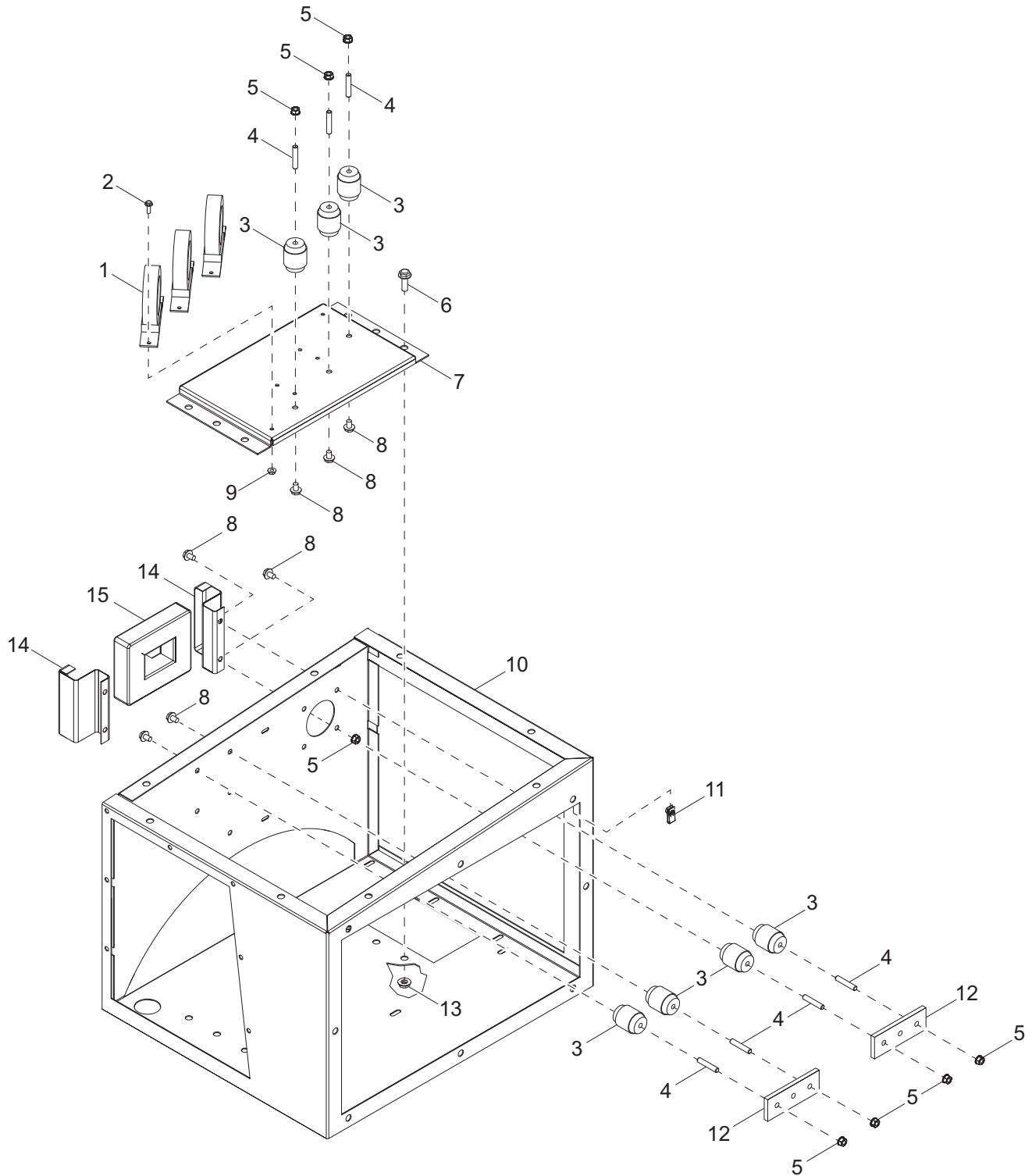


02059

GENERATOR ASSEMBLY (2 OF 2)

Item	Part No.	Qty	Description	Notes
1	55010B	1	Bracket, mounting generator box	
2	60505	41	Nut, .312-18 U-clip, long type	
3	55012B	1	Cover, generator box	
4	55011B	1	Panel, rear generator box	
5	60616	45	Screw, .312-18 x .750 serrated flange hex, G5	
6	60452	12	Washer, .313 flat 1.125/1,00 - SS bonded	
7	54981B	1	Cover, generator box - front	
8	54815	18.25 ft	Gasket, 2.00 x .125 - polyolefin	
9	51461B	1	Panel, generator box cover - rear	
10	37008	1	Panel, generator access	Part of item 22
11	37008	1	Panel, rear vented	Part of item 22
12	61089	11	Nut, .250-20 u-clip - long type	
13	61143	8	Nut, .250-20 u-clip - short type	
14	60479	11	Screw, .250-20 x 1.00 serrated flange hex, G5	
15	51708B	1	Weldment, gen box - bottom	
16	60202	8	Screw, M12-1.75 x 35 serrated flange hex, G10.9	
17	60309	16	Washer, .500 flat 1.060/.090	
18	37008	1	Plate, flex	Part of item 22
19	60363	12	Screw, M10-1.50 x 50 std hex, G8.8	
20	60026	12	Washer, M10 split lock	
21	60027	12	Washer, M10 flat	
22	37008	1	Generator, Marathon 572RSL4029	
23	51549B	1	Cover, access generator box	
24	60528	8	Screw, .250-20 x .625 serrated flange hex, G5	
--	51271	1	Assembly, generator	

GENERATOR ASSEMBLY (1 OF 2)

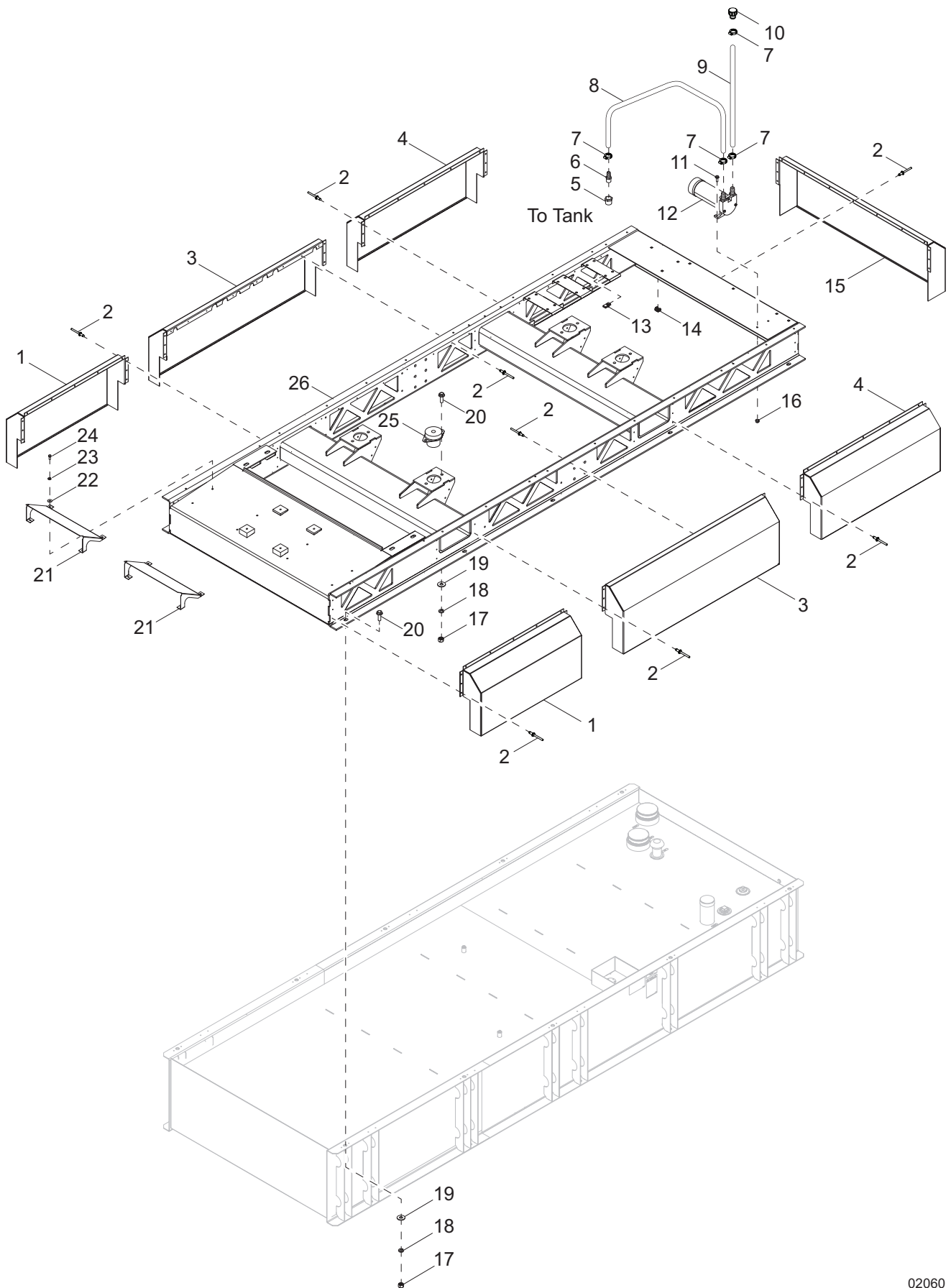


02255

GENERATOR ASSEMBLY (1 OF 2)

Item	Part No.	Qty	Description	Notes
1	69593	3	Transformer, current 3.0ID	
2	60175	6	Screw, .250-20 x .500 serrated flange hex, G5	
3	69604	11	Insulator, standoff - 2700V	
4	51359	11	Stud, isolator 2.00 x .375 threaded	
5	60145	11	Nut, .375-16 serrated flange, G5	
6	61100	6	Screw, .500-13 x 1.00 serrated flange hex, G5	
7	51351B	1	Bracket, generator box	
8	62049	13	Screw, .375-16 x .500 serrated flange hex - SS	
9	60161	6	Nut, .250-20 serrated flange, G5	
10	54983B	1	Assembly, generator box cover	
11	60505	8	Nut, .312-18 u-clip - long type	
12	51358	4	Bus bar, generator box	
13	60098	6	Nut, .500-13 serrated flange	
14	51352B	2	Bracket, mounting - neutral ct	
15	69606	1	Transformer, current, neutral sensing	
--	69592	1	Wire group, AC dedicated 480V, 1000A	

SKID ASSEMBLY

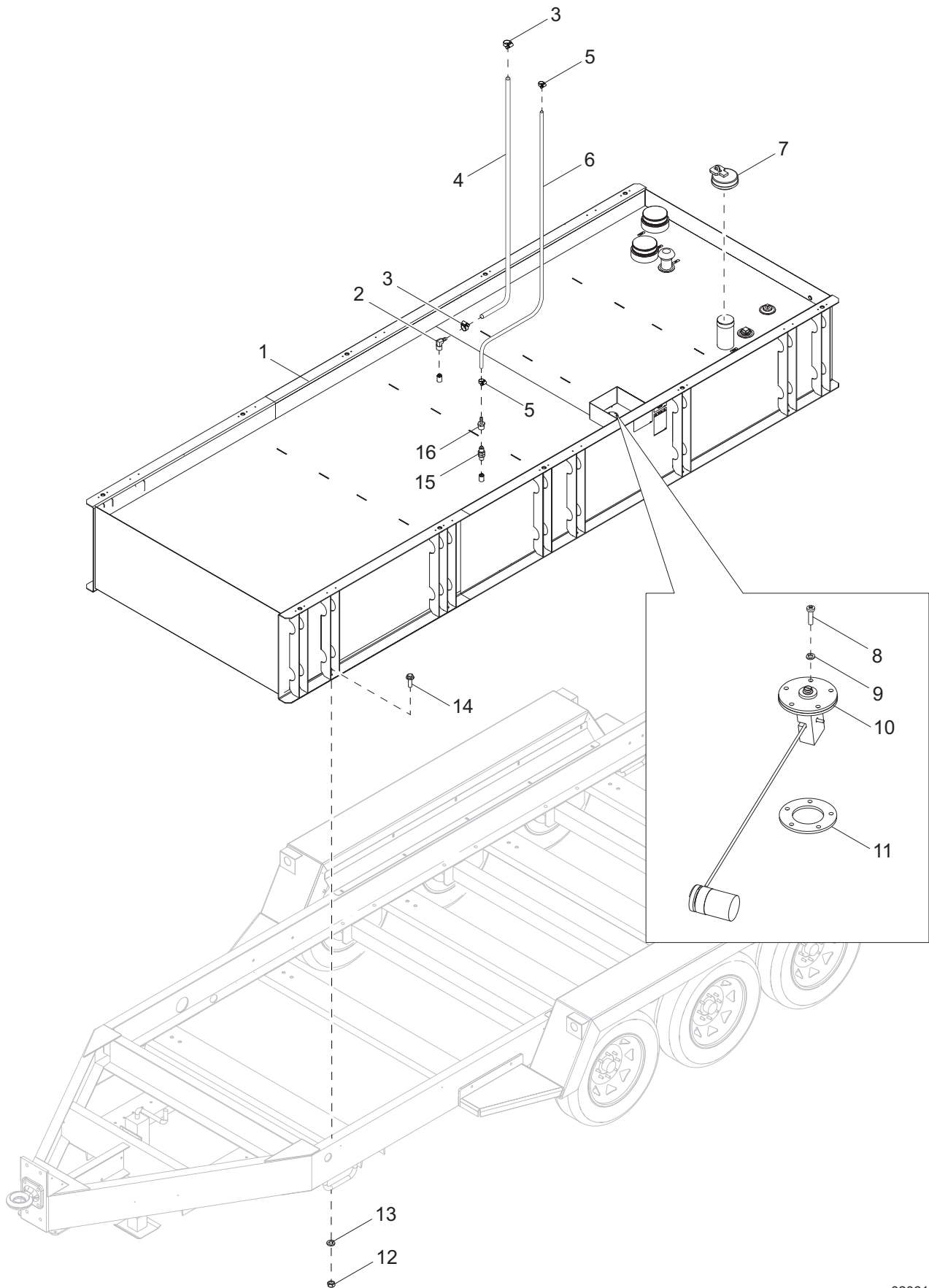


02060

SKID ASSEMBLY

Item	Part No.	Qty	Description	Notes
1	51295B	2	Panel, rain guard, front	
2	60195	98	Rivet, .188 diameter x .375 to .500 grip	
3	51294B	2	Panel, rain guard, side middle	
4	51291B	2	Panel, rain guard, side back	
5	22725	1	Fitting, strt - 1.50MNPT x .750FNPT	
6	25496	1	Fitting, strt - .750MNPT x 1.0 barb, brass	
7	15422	4	Clamp, hose - SAE20 (.75-1.75)	
8	50019	3 ft	Hose, fuel - 1.0 SAE20R3	
9	50019	1 ft	Hose, fuel - 1.0 SAE20R3	
10	26379	1	Vent, plastic fuel 1.0 ID	
11	60517	2	Screw, .375-16 x 1.0 serrated flange hex	
12	39736	1	Pump, fuel transfer 24V	
13	60505	12	Nut, .312-18 U-clip, long type	
14	63289	10	Nut, .312-18 cage for .125	
15	51629B	1	Panel, rain guard, back	
16	60358	2	Nut, .375-16 nylon lock, G5	
17	60520	18	Nut, .625-11 hex, G8	
18	60194	18	Washer, M16 split lock	
19	60521	18	Washer, .625 flat 1.743/.108	
20	61078	18	Screw, .625-11 x 2.00 serrated flange hex, G8	
21	55123B	2	Deflector, exhaust	
22	60452	8	Washer, .312 flat 1.125/1.00 - SS	
23	60286	8	Washer, .250 split lock	
24	61137	8	Screw, .250-20 x .625 socket hex, G5	
25	20994	4	Isolator, rubber 1900/1400 lbs	
26	37504B	1	Weldment, mini-skid	

FUEL TANK ASSEMBLY

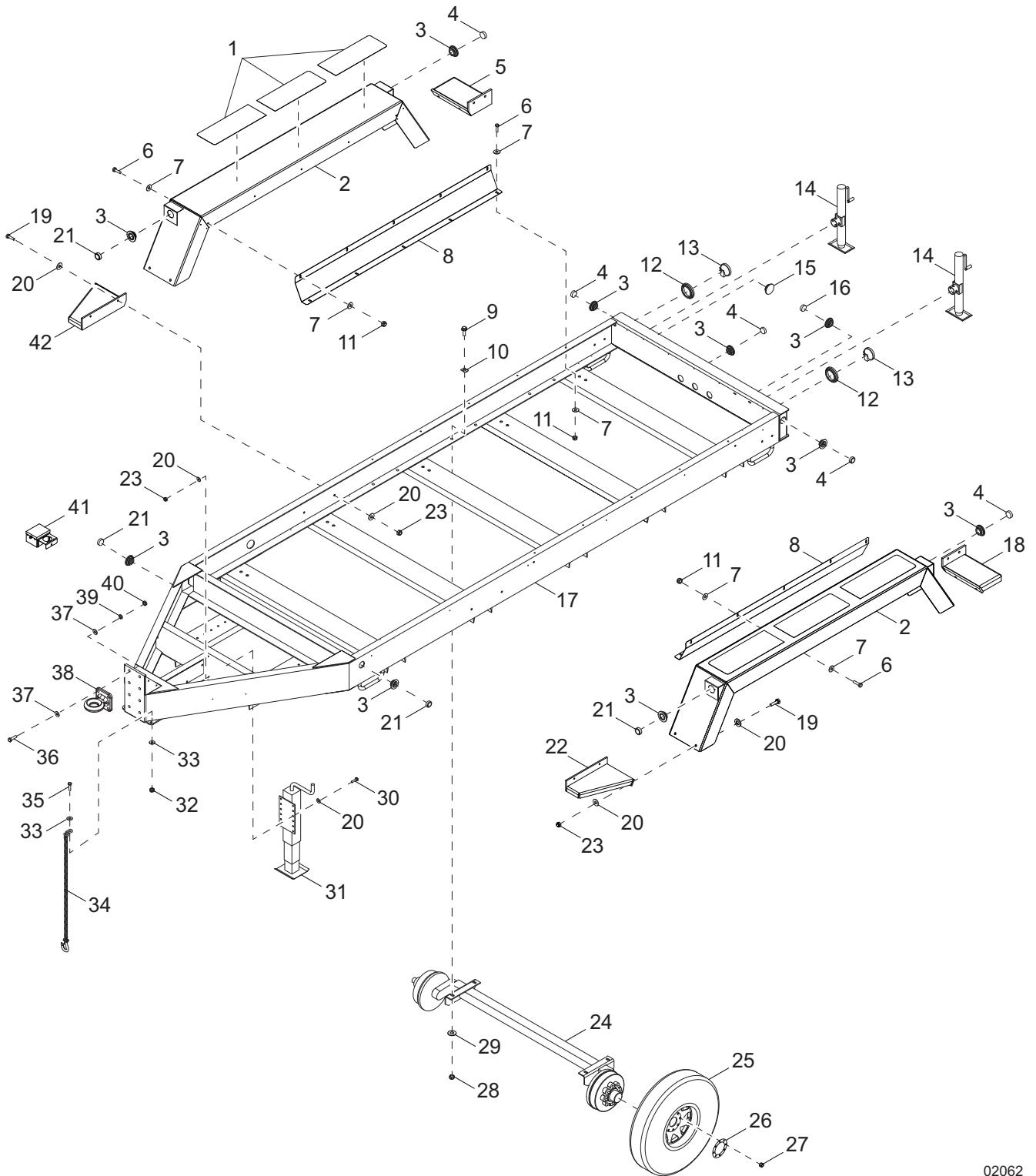


02061

FUEL TANK ASSEMBLY

Item	Part No.	Qty	Description	Notes
1	38026B	1	Tank, fuel double wall w/containment	
2	61159	1	Fitting, 90° - .500MNPT x .375 barb, brass	
3	19453	2	Clamp, hose SAE006 (.37-.87)	
4	50051	6 ft	Hose, fuel - .375 ID - 50 psi, SAE30R7	
5	14216	2	Clamp, hose SAE004 (.21-.62)	
6	50017	3 ft	Hose, fuel - .250 ID 50 psi, SAE30R7	
7	23707	1	Cap, fuel fill - 3.50	
8	60062	5	Screw, 10-32 x .750 pan Phillips, G2	
9	60252	5	Washer, #10 split lock	
10	21206	1	Sender, fuel 16-24 in, RH	
11	22323	1	Gasket, fuel sender	
12	60249	10	Nut, .750-10 hex, G8	
13	60248	10	Washer, .750 split lock	
14	63111	10	Screw, .750-10 x 2.50 flange hex, G8	
15	22570	1	Fitting, strt .500MNPT x .375FNPT	
16	15398	1	Fitting, strt .375NPT x .250 barb	

TRAILER ASSEMBLY

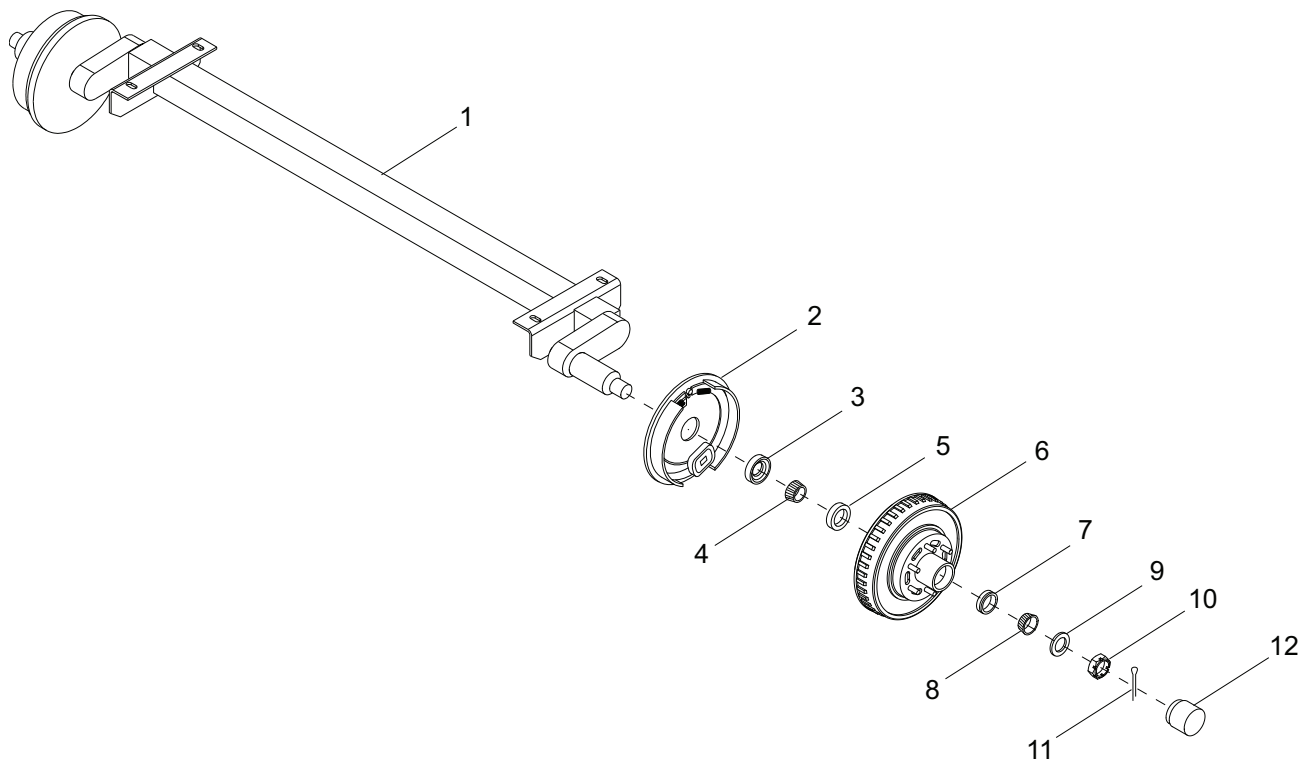


02062

TRAILER ASSEMBLY

Item	Part No.	Qty	Description	Notes
1	22398	6	Pad, slip resistant - 10.0x28.0	
2	49621B	2	Weldment, fender	
3	66394	12	Grommet, sealed beam light, rubber - 2.0 in	
4	66397	7	Light, clearance, 2.0 in., no grommet - red	
5	22358B	1	Weldment, rear step - right	
6	60352	20	Screw, .375-16x1.250 std hex, SS	
7	60386	40	Washer, .375 flat .875/.040, SS	
8	24094B	2	Shield, fender	
9	61078	12	Screw, .625-11x2.0 flange hex, G8	
10	60651	12	Washer, square bevel structural .625 - galv	
11	60358	20	Nut, .375-16 nylon lock, G5	
12	10221	2	Grommet, rear light, rubber - 4.5 in	
13	10220	2	Light, rear tail/turn, round, no grommet	
14	41133	2	Jack, side wind - 2000 lb tube mount	
15	62161	1	Plug, hole - 2.25 diameter	
16	66395	1	Light, utility, 2.0 in., no grommet - clear	
17	49616B	1	Weldment, trailer frame	
18	22357B	1	Weldment, rear step - left	
19	60481	16	Screw, .500-13x2.0 std hex, G5	
20	60416	40	Washer, .500 flat 1.375/.090	
21	66396	4	Light, clearance, 2.0 in., no grommet - amber	
22	22359B	1	Weldment, front step - left	
23	62221	20	Nut, .500-13 nylon lock, G5	
24	Page 72	3	Assembly, axle	
25	24072B	6	Wheel, ST215/75R17.5, 4805 lb	
26	24101ZC	6	Ring, retaining - lug nut	
27	61056	48	Nut, .625-18 lug, 90°, G5	
28	60240	12	Nut, .625-11 nylon lock, G5	
29	60180	12	Washer, M16 flat	
30	60484	4	Screw, .500-13 x 2.00 std hex, G5	
31	24084B	1	Weldment, 12000 lb top wind jack	
32	60668	2	Nut, .500-13 nylon lock, G8	
33	61096	4	Washer, .500 flat 1.375/.110	
34	20159	2	Chain, trailer safety, hi test - .375 in	
35	60118	2	Screw, .500-13x2.0 flange hex, G8	
36	60854	4	Screw, .750-10x3.50 std hex, G8	
37	60081	8	Washer, M20 flat	
38	24081B	1	Ring, 3 in. draw bar - square mount	
39	60384	4	Washer, .750 split lock	
40	60249	4	Nut, .750-10 hex, G8	
41	19417	1	Breakaway kit	
42	22360B	1	Weldment, front step - right	
--	66690	1	Harness, trailer	
--	65837	1	Harness, electric brake	
--	29653	8	Grommet, rubber .563 ID x .125 th x .813 ID	

AXLE ASSEMBLY

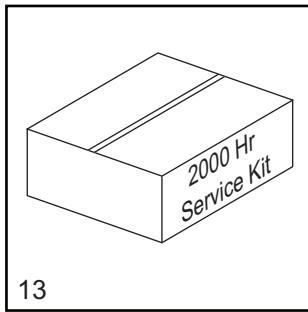
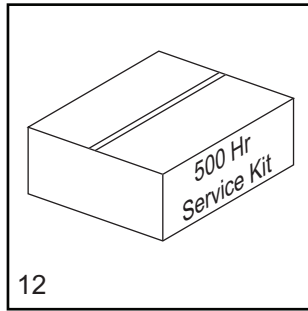
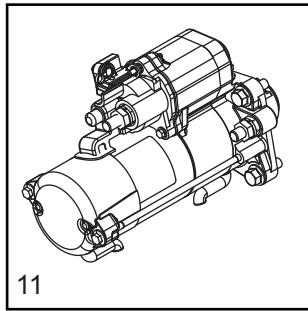
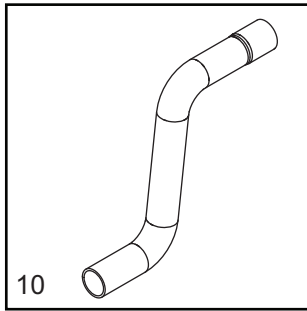
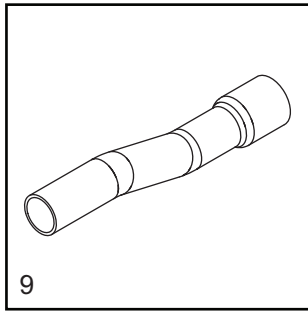
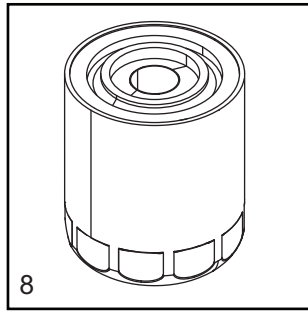
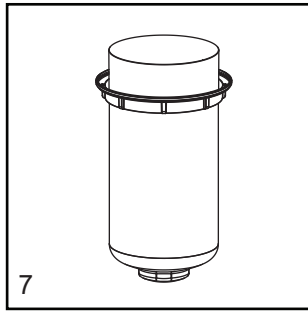
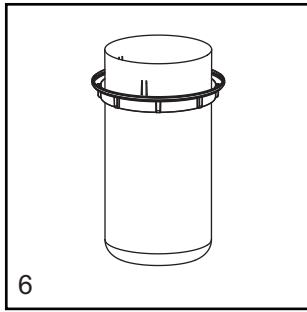

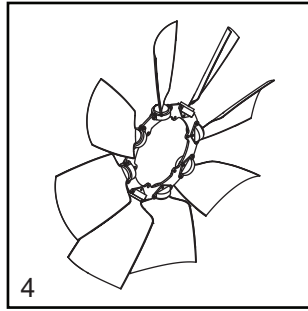
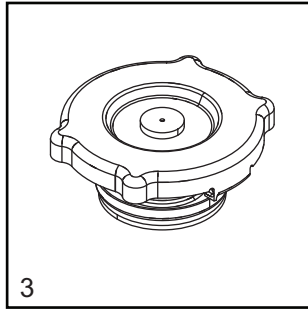
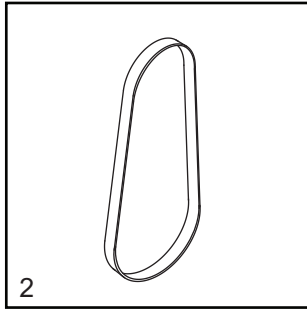
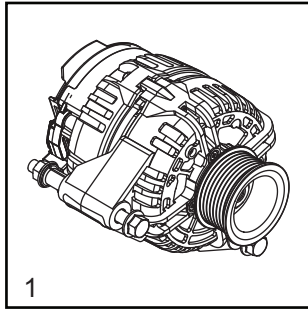


00259

AXLE ASSEMBLY

Item	Part No.	Qty	Description	Notes
1	24071	1	Axle, 8000 lb. electric	
2	26824	2	Brake shoe - LH (8000 lb)	
--	26825	2	Brake shoe - RH (8000 lb)	
3	26827	2	Seal - 8000 lb	
4	26828	2	Inner bearing cone - 8000 lb	
5	26829	2	Inner bearing cup - 8000 lb	
6	26826	2	Hub - 8000 lb	
7	26831	2	Outer bearing cup - 8000 lb	
8	26830	2	Outer bearing cone - 8000 lb	
9	26834	2	Spindle washer - 8000 lb	
10	26832	2	Spindle nut - 8000 lb	
11	26833	2	Cotter pin - 8000 lb	
12	26835	2	Grease cap - 8000 lb	

RECOMMENDED SPARE PARTS - ENGINE AND SERVICE KITS



RECOMMENDED SPARE PARTS - ENGINE AND SERVICE KITS

ENGINE

1. Alternator	51311
2. Belt, engine	51310
3. Cap, radiator	39850
4. Fan, engine.....	30463
5. Filter, air	51309
6. Filter, fuel	51305
7. Filter, fuel - secondary	51606
8. Filter, oil	51303
9. Hose, radiator - lower	38506
10. Hose, radiator - upper.....	38508
11. Starter	51312

SERVICE KITS

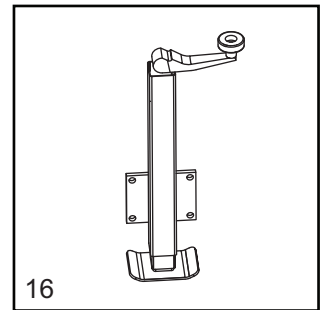
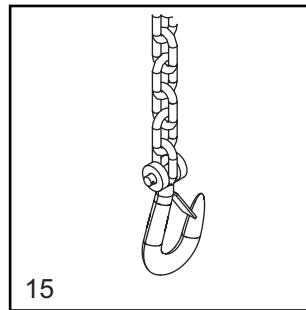
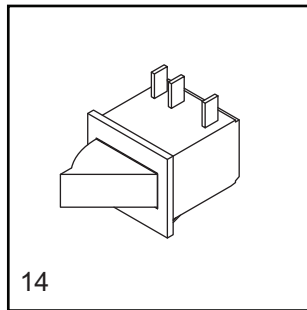
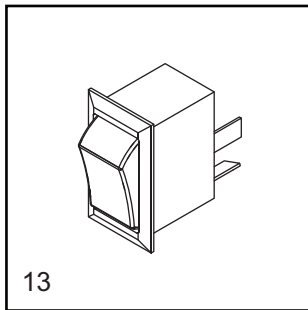
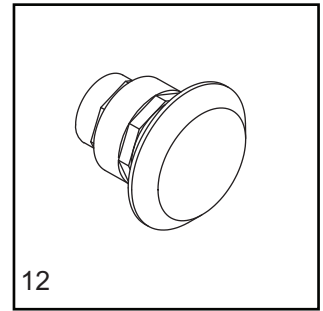
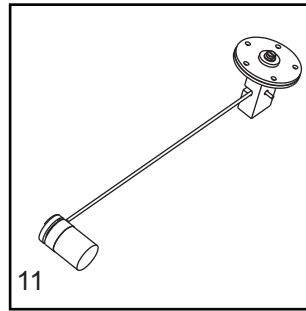
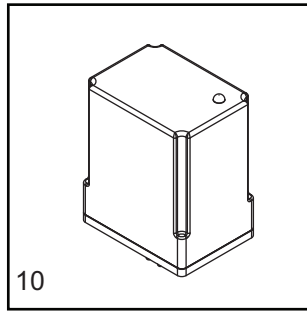
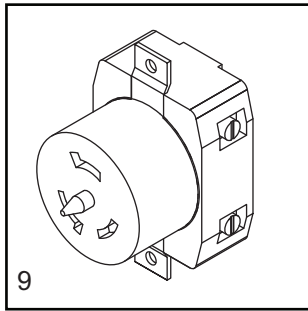
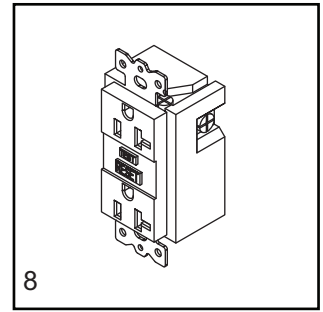
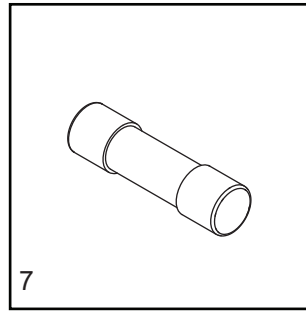
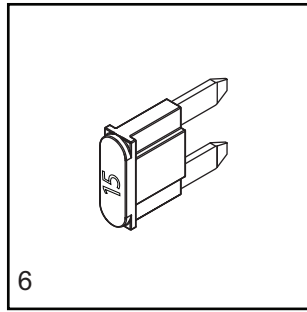
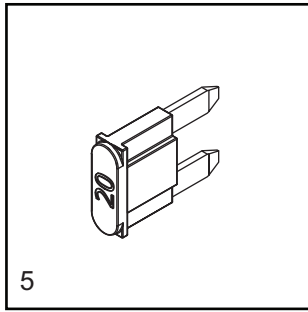
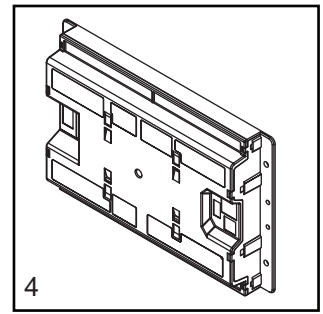
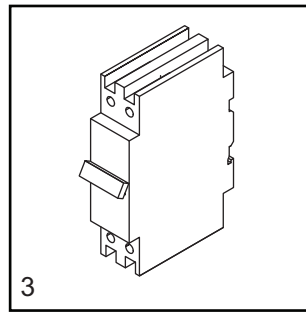
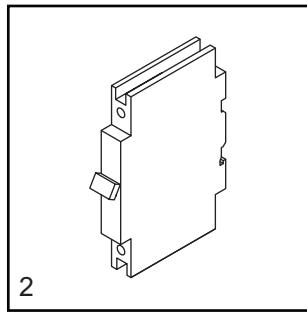
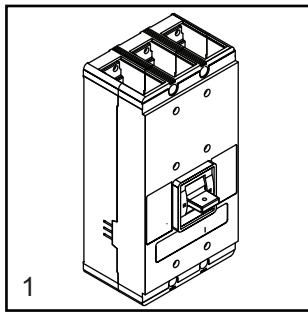
12. 500 hour kit.....	SK332
-----------------------	-------

Includes: Oil Filter 51303 (2), Oil bypass Filter 51304, Fuel Filter - Primary 51305, O-ring Fuel Filter Insert 51307, Gasket - Fuel Filter Insert 51308, Air Filter Element 51309 and Secondary Fuel Filter 51606

13. 2000 hour kit.....	SK333
------------------------	-------

Includes: Oil Filter 51303 (8), Oil bypass Filter 51304 (4), Fuel Filter - Primary 51305 (4), O-ring Fuel Filter Insert 51307 (4), Gasket - Fuel Filter Insert 51308 (4), Air Filter Element 51309 (4), Engine Belt 51310 (2) and Secondary Fuel Filter 51606

RECOMMENDED SPARE PARTS - ELECTRICAL AND TRAILER



RECOMMENDED SPARE PARTS - ELECTRICAL AND TRAILER

ELECTRICAL

1. Breaker, main	38008
2. Breaker, 20A.....	18091
3. Breaker 50A.....	18092
4. Controller, programmed.....	51314
5. Receptacle, 120V/20A GFI.....	14130
6. Receptacle, 120 A/240V 20A twist lock	18089
7. Relay	68106
8. Sender, fuel	21206
9. Sensor, low coolant	68206
10. Switch, E-stop assembly	22550SRV
11. Switch, rocker	68530
12. Switch, trigger safety	12632

TRAILER

13. Chain, safety.....	20159
14. Jack, side wind (rear)	41133
15. Jack, top wind (tongue)	24084B

Note: To order replacement controller, contact Generac Mobile Products with unit serial number

Part No. 51198 Rev. B 09/05/2018

©2018 Generac Mobile Products, LLC
All rights reserved.

Specifications are subject to change without notice.
No reproduction allowed in any form without prior written consent
from Generac Mobile Products, LLC.

GENERAC | **MOBILE**

Generac Mobile Products, LLC
215 Power Drive, Berlin, WI 54923
GeneracMobileProducts.com | 800-926-9768 | 920-361-4442